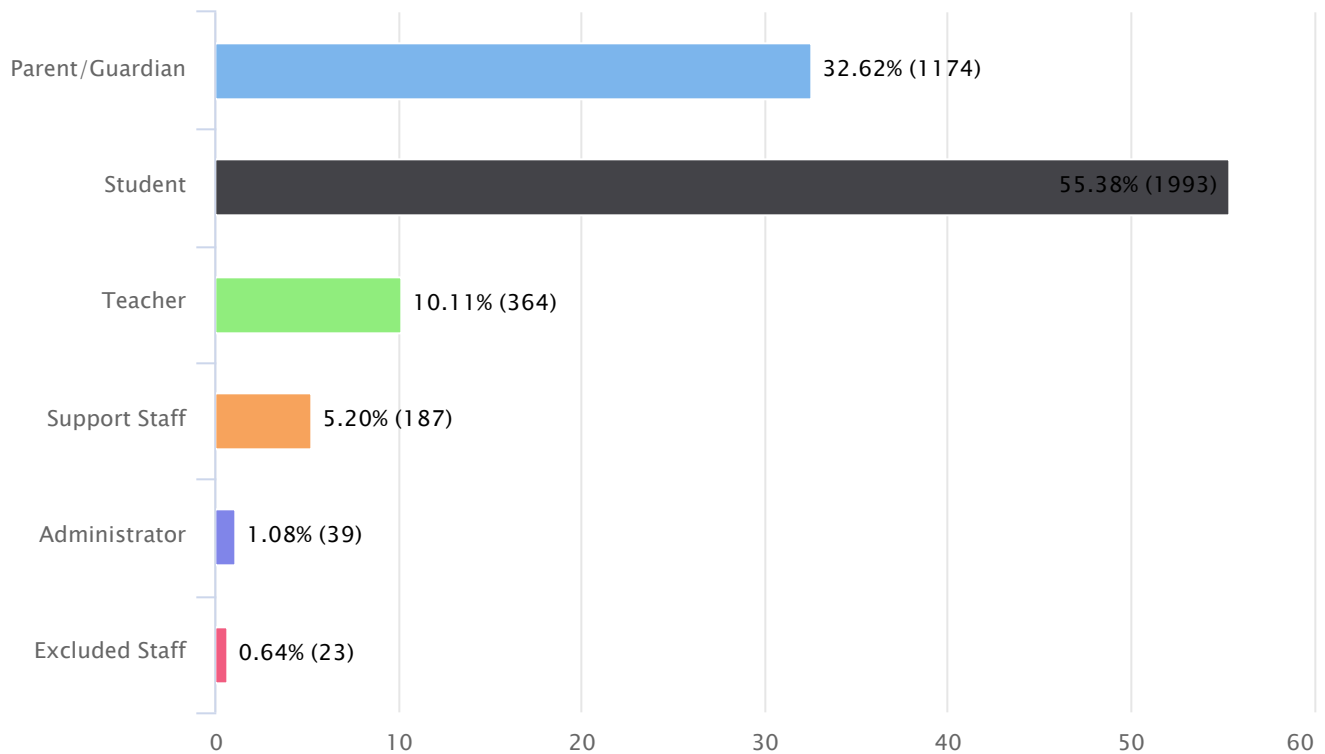


Summary Report

2020-2021 School Year Survey

Please identify yourself checking all the terms below that apply to you:

Respondents: 3599

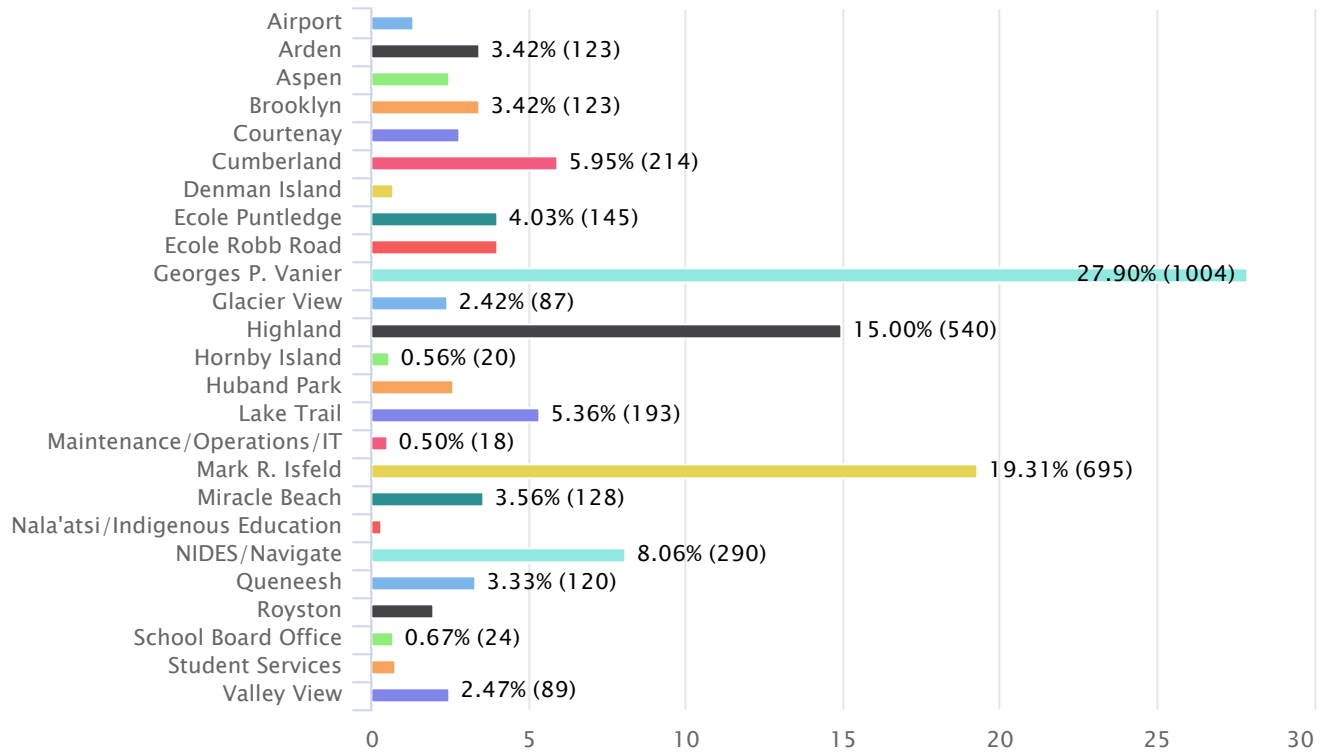


Choice	Count
Parent/Guardian	32.62% 1174
Student	55.38% 1993
Teacher	10.11% 364
Support Staff	5.20% 187

Administrator	1.08%
	39
Excluded Staff	0.64%
	23
Total	100%
	3599

Please identify which school(s) you attend, work at and/or have a child/children attending:

Respondents: 3599



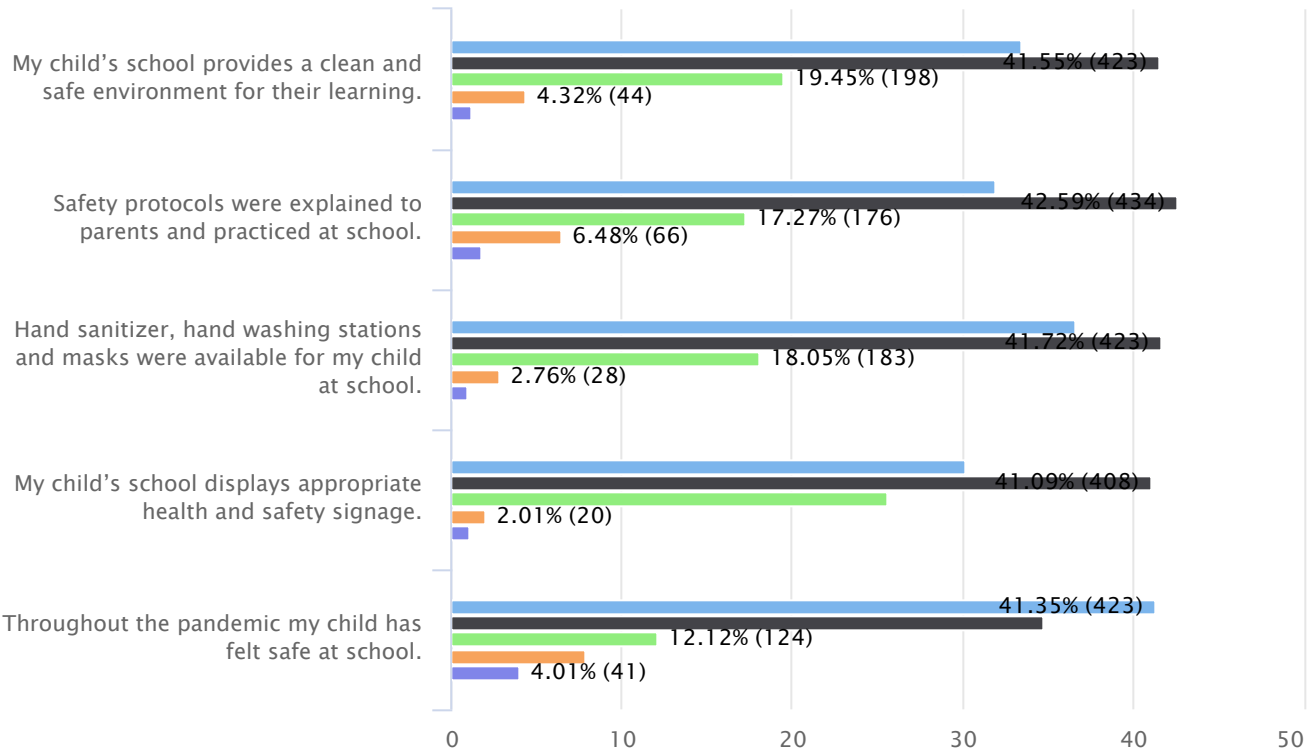
Choice	Count
Airport	1.36% 49
Arden	3.42% 123
Aspen	2.50% 90
Brooklyn	3.42% 123
Courtenay	2.81% 101
Cumberland	5.95% 214
Denman Island	0.67% 24
Ecole Puntledge	4.03% 145

Ecole Robb Road	4.00%
	144
Georges P. Vanier	27.90%
	1004
Glacier View	2.42%
	87
Highland	15.00%
	540
Hornby Island	0.56%
	20
Huband Park	2.64%
	95
Lake Trail	5.36%
	193
Maintenance/Operations/IT	0.50%
	18
Mark R. Isfeld	19.31%
	695
Miracle Beach	3.56%
	128
Nala'atsi/Indigenous Education	0.33%
	12
NIDES/Navigate	8.06%
	290
Queneesh	3.33%
	120
Royston	2.00%
	72
School Board Office	0.67%
	24
Student Services	0.78%
	28
Valley View	2.47%
	89
Total	100%
	3599

Parent/Guardian Survey Questions

Health and Safety

Respondents: 1030

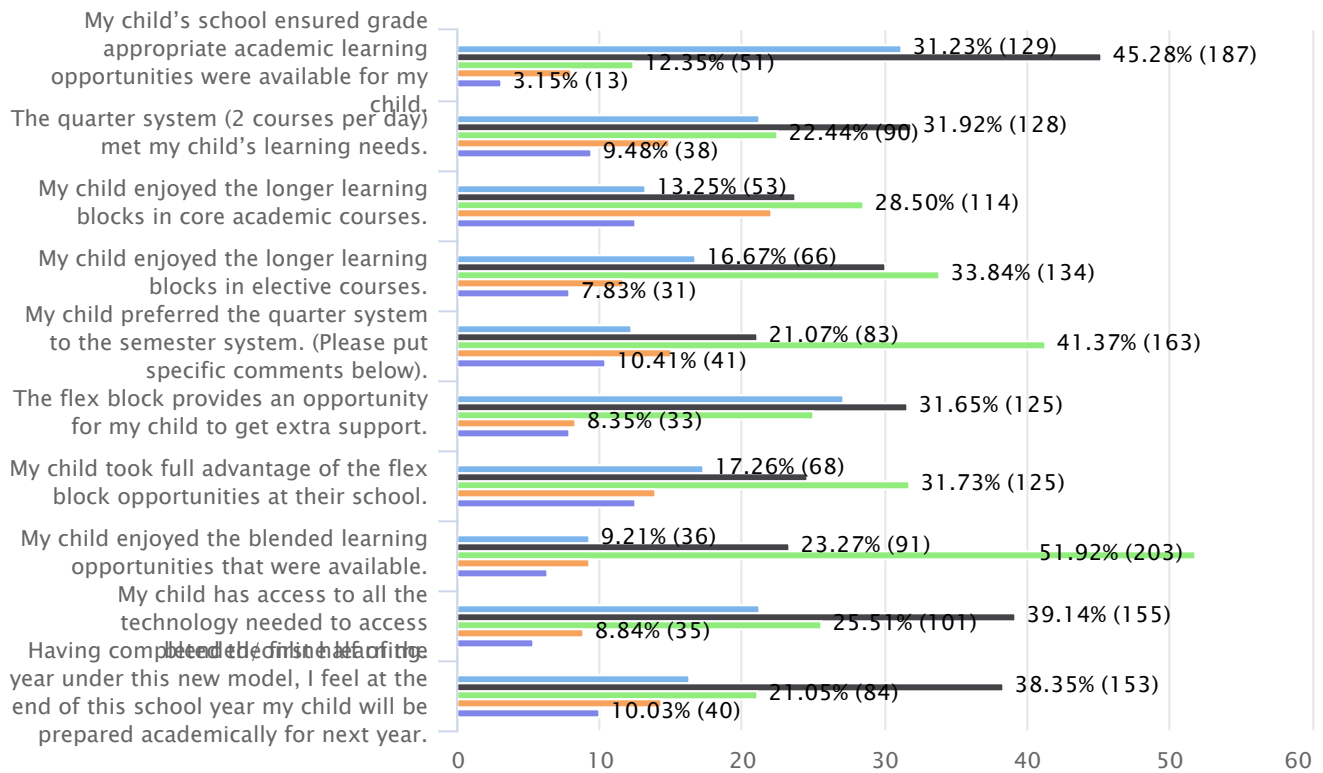


Questions	Strongly agree	Agree	Neutral	Disagree	Strongly disagree	Total
My child's school provides a clean and safe environment for their learning.	33.50% 341	41.55% 423	19.45% 198	4.32% 44	1.18% 12	100% 1018
Safety protocols were explained to parents and practiced at school.	31.89% 325	42.59% 434	17.27% 176	6.48% 66	1.77% 18	100% 1019
Hand sanitizer, hand washing stations and masks were available for my child at school.	36.59% 371	41.72% 423	18.05% 183	2.76% 28	0.89% 9	100% 1014
My child's school displays appropriate health and safety signage.	30.21% 300	41.09% 408	25.58% 254	2.01% 20	1.11% 11	100% 993
Throughout the pandemic my child has felt safe at school.	41.35% 423	34.70% 355	12.12% 124	7.82% 80	4.01% 41	100% 1023
Total	- 1760	- 2043	- 935	- 238	- 91	- -

Parent/Guardian Survey Questions

Educational Experience (Secondary)

Respondents: 418

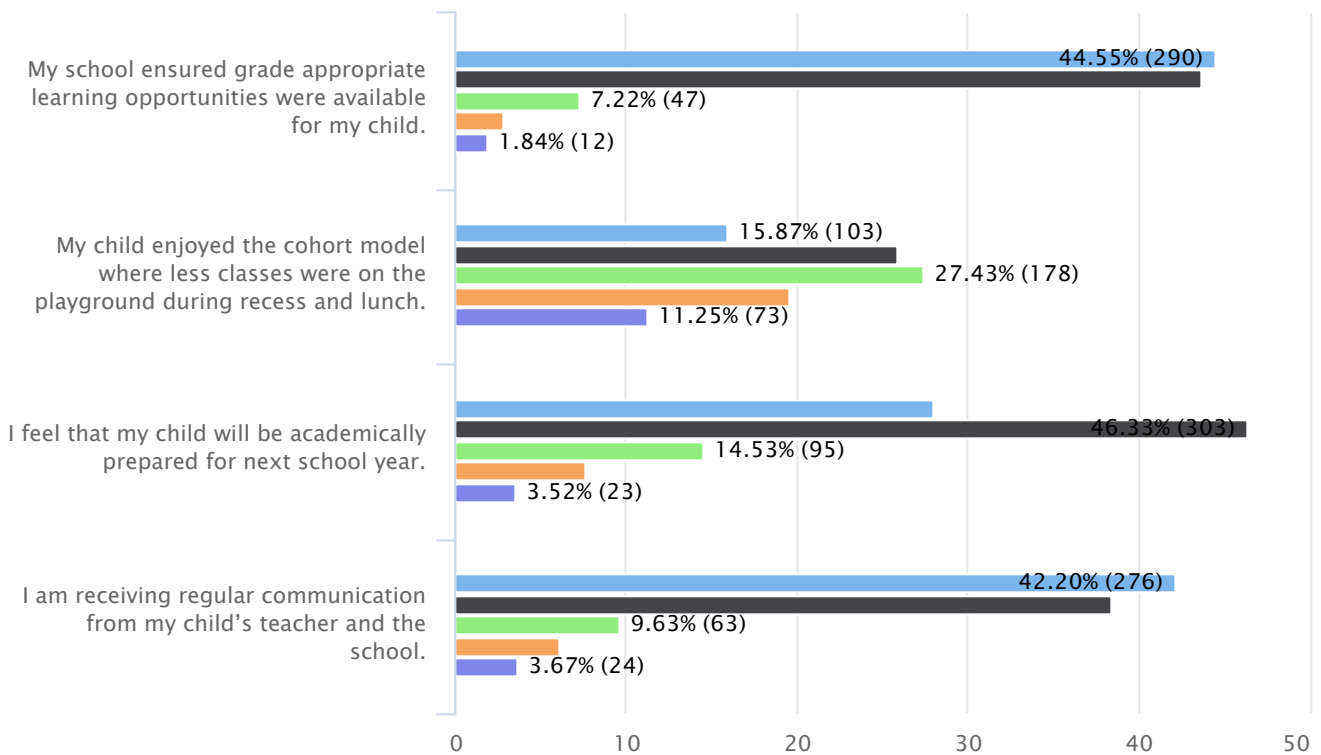


Questions	Strongly agree	Agree	Neutral	Disagree	Strongly disagree	Total
My child's school ensured grade appropriate academic learning opportunities were available for my child.	31.23% 129	45.28% 187	12.35% 51	7.99% 33	3.15% 13	100% 413
The quarter system (2 courses per day) met my child's learning needs.	21.20% 85	31.92% 128	22.44% 90	14.96% 60	9.48% 38	100% 401
My child enjoyed the longer learning blocks in core academic courses.	13.25% 53	23.75% 95	28.50% 114	22.00% 88	12.50% 50	100% 400
My child enjoyed the longer learning blocks in elective courses.	16.67% 66	30.05% 119	33.84% 134	11.62% 46	7.83% 31	100% 396
My child preferred the quarter system to the semester system. (Please put specific comments below).	12.18% 48	21.07% 83	41.37% 163	14.97% 59	10.41% 41	100% 394
The flex block provides an opportunity for my child to get extra support.	27.09% 107	31.65% 125	25.06% 99	8.35% 33	7.85% 31	100% 395

My child took full advantage of the flex block opportunities at their school.	17.26% 68	24.62% 97	31.73% 125	13.96% 55	12.44% 49	100% 394
My child enjoyed the blended learning opportunities that were available.	9.21% 36	23.27% 91	51.92% 203	9.21% 36	6.39% 25	100% 391
My child has access to all the technology needed to access blended/online learning.	21.21% 84	39.14% 155	25.51% 101	8.84% 35	5.30% 21	100% 396
Having completed the first half of the year under this new model, I feel at the end of this school year my child will be prepared academically for next year.	16.29% 65	38.35% 153	21.05% 84	14.29% 57	10.03% 40	100% 399
Total	- 741	- 1233	- 1164	- 502	- 339	- -

Educational Experience (Elementary)

Respondents: 654

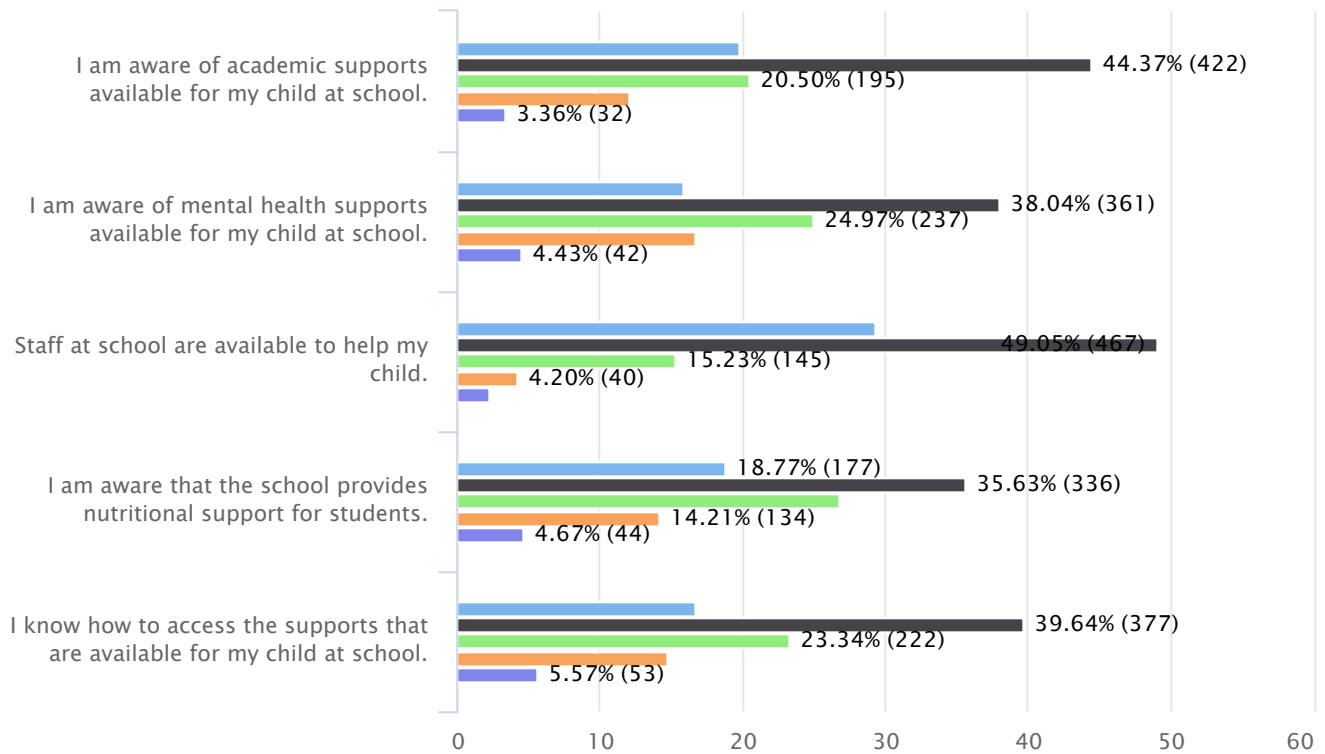


Questions	Strongly agree	Agree	Neutral	Disagree	Strongly disagree	Total
My school ensured grade appropriate learning opportunities were available for my child.	44.55% 290	43.63% 284	7.22% 47	2.76% 18	1.84% 12	100% 651
My child enjoyed the cohort model where less classes were on the playground during recess and lunch.	15.87% 103	25.89% 168	27.43% 178	19.57% 127	11.25% 73	100% 649
I feel that my child will be academically prepared for next school year.	27.98% 183	46.33% 303	14.53% 95	7.65% 50	3.52% 23	100% 654
I am receiving regular communication from my child's teacher and the school.	42.20% 276	38.38% 251	9.63% 63	6.12% 40	3.67% 24	100% 654
Total	- 852	- 1006	- 383	- 235	- 132	- -

Parent/Guardian Survey Questions

Supports

Respondents: 955

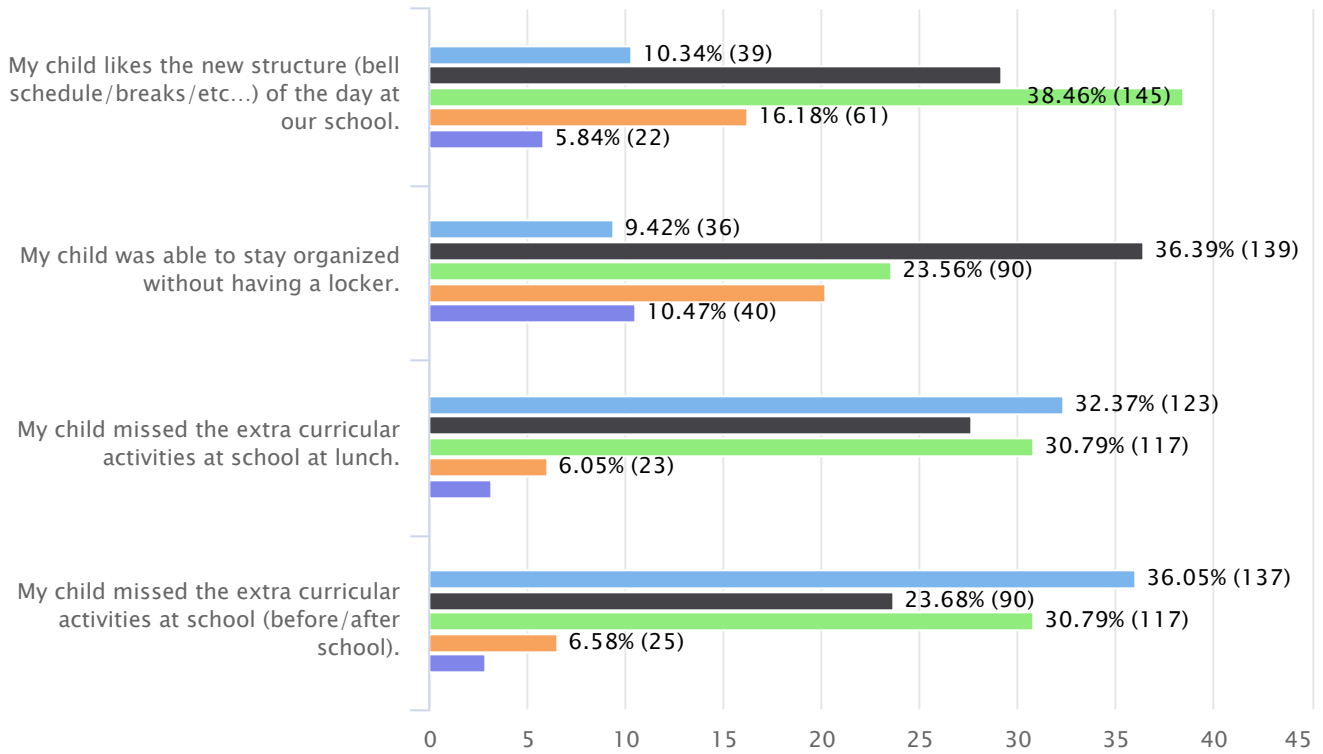


Questions	Strongly agree	Agree	Neutral	Disagree	Strongly disagree	Total
I am aware of academic supports available for my child at school.	19.77% 188	44.37% 422	20.50% 195	11.99% 114	3.36% 32	100% 951
I am aware of mental health supports available for my child at school.	15.91% 151	38.04% 361	24.97% 237	16.65% 158	4.43% 42	100% 949
Staff at school are available to help my child.	29.31% 279	49.05% 467	15.23% 145	4.20% 40	2.21% 21	100% 952
I am aware that the school provides nutritional support for students.	18.77% 177	35.63% 336	26.72% 252	14.21% 134	4.67% 44	100% 943
I know how to access the supports that are available for my child at school.	16.72% 159	39.64% 377	23.34% 222	14.72% 140	5.57% 53	100% 951
Total	- 954	- 1963	- 1051	- 586	- 192	- -

Parent/Guardian Survey Questions

Structures (Secondary)

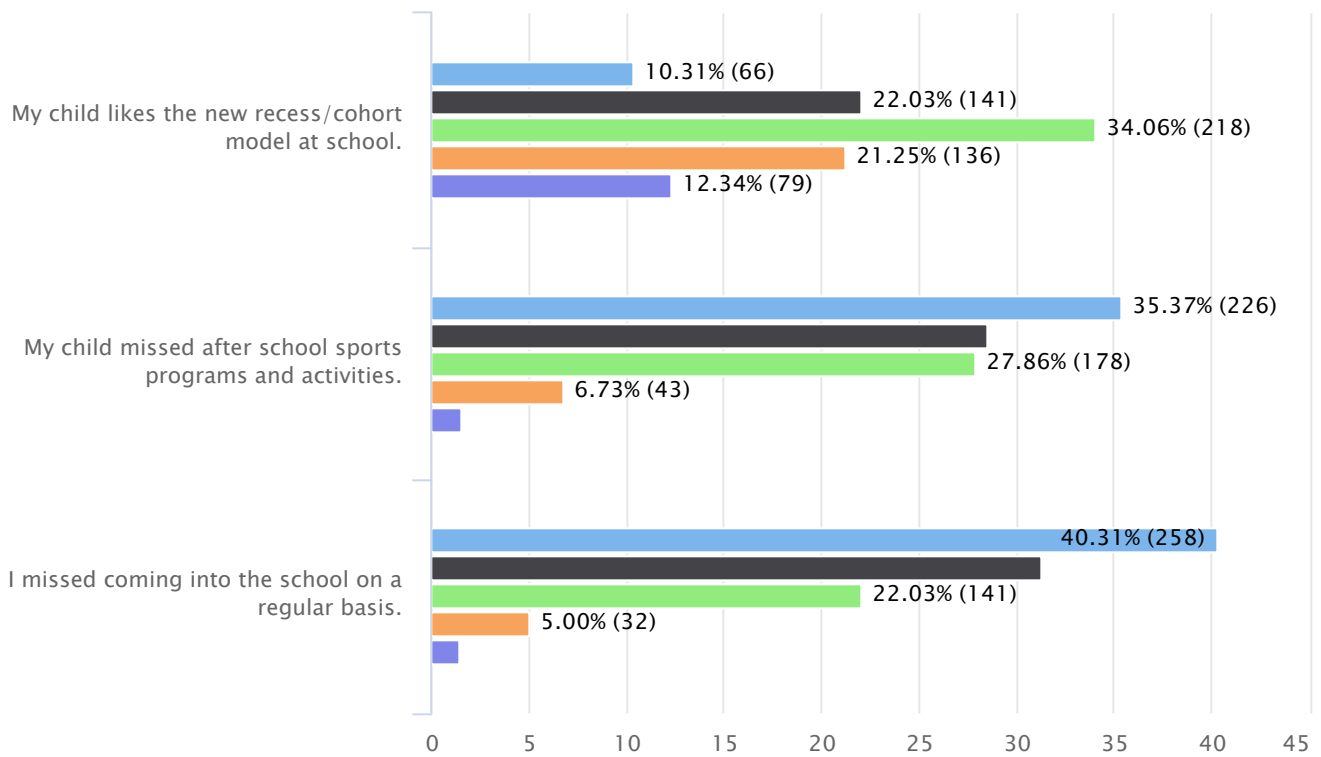
Respondents: 386



Questions	Strongly agree	Agree	Neutral	Disagree	Strongly disagree	Total
My child likes the new structure (bell schedule/breaks/etc...) of the day at our school.	10.34% 39	29.18% 110	38.46% 145	16.18% 61	5.84% 22	100% 377
My child was able to stay organized without having a locker.	9.42% 36	36.39% 139	23.56% 90	20.16% 77	10.47% 40	100% 382
My child missed the extra curricular activities at school at lunch.	32.37% 123	27.63% 105	30.79% 117	6.05% 23	3.16% 12	100% 380
My child missed the extra curricular activities at school (before/after school).	36.05% 137	23.68% 90	30.79% 117	6.58% 25	2.89% 11	100% 380
Total	- 335	- 444	- 469	- 186	- 85	- -

Structures (Elementary)

Respondents: 643

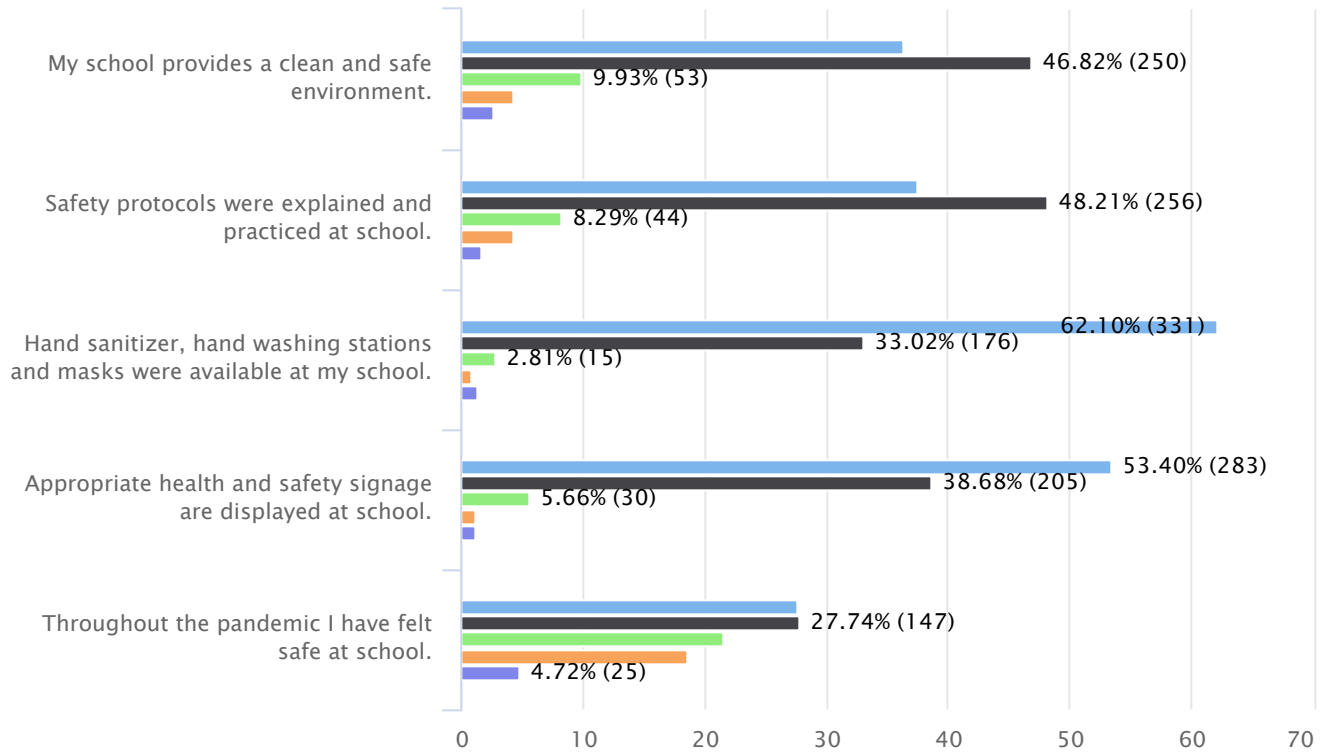


Questions	Strongly agree	Agree	Neutral	Disagree	Strongly disagree	Total
My child likes the new recess/cohort model at school.	10.31% 66	22.03% 141	34.06% 218	21.25% 136	12.34% 79	100% 640
My child missed after school sports programs and activities.	35.37% 226	28.48% 182	27.86% 178	6.73% 43	1.56% 10	100% 639
I missed coming into the school on a regular basis.	40.31% 258	31.25% 200	22.03% 141	5.00% 32	1.41% 9	100% 640
Total	- 550	- 523	- 537	- 211	- 98	- -

Staff Survey Questions

Health and Safety

Respondents: 534

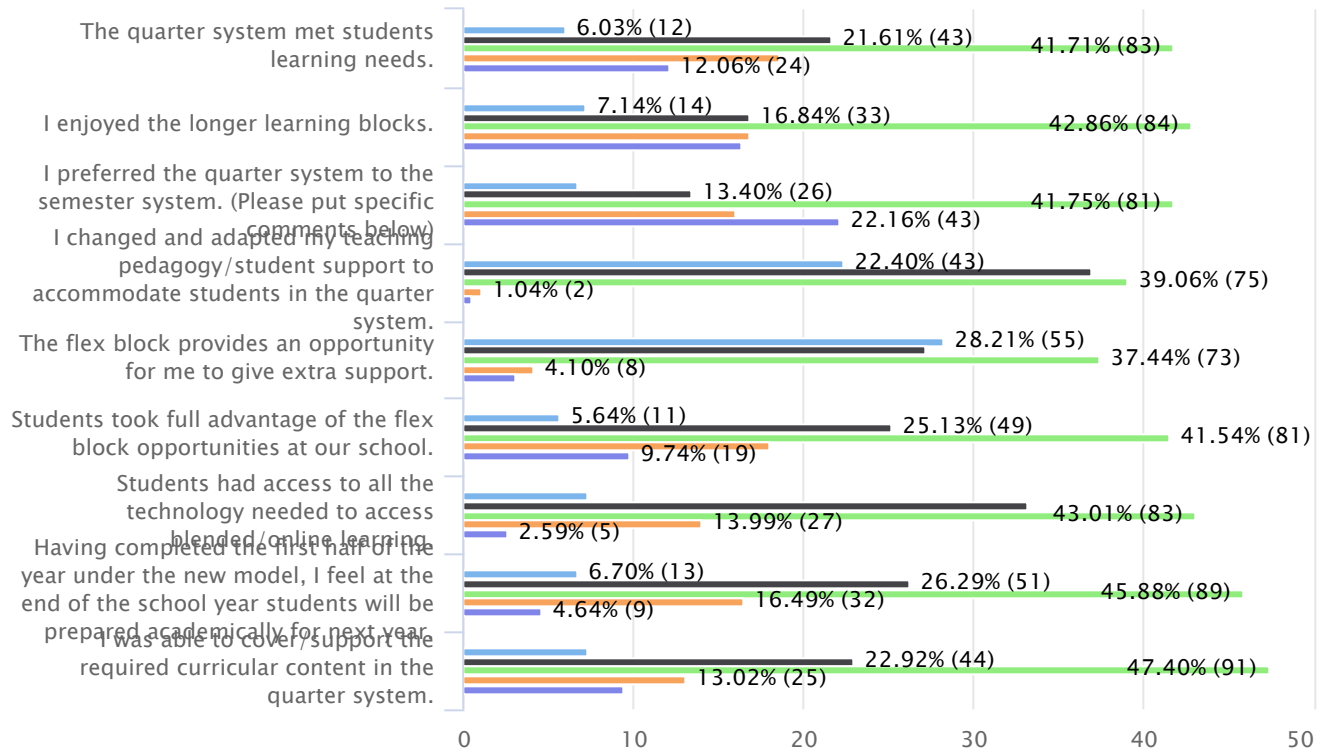


Questions	Strongly agree	Agree	Neutral	Disagree	Strongly disagree	Total
My school provides a clean and safe environment.	36.33% 194	46.82% 250	9.93% 53	4.31% 23	2.62% 14	100% 534
Safety protocols were explained and practiced at school.	37.48% 199	48.21% 256	8.29% 44	4.33% 23	1.69% 9	100% 531
Hand sanitizer, hand washing stations and masks were available at my school.	62.10% 331	33.02% 176	2.81% 15	0.75% 4	1.31% 7	100% 533
Appropriate health and safety signage are displayed at school.	53.40% 283	38.68% 205	5.66% 30	1.13% 6	1.13% 6	100% 530
Throughout the pandemic I have felt safe at school.	27.55% 146	27.74% 147	21.51% 114	18.49% 98	4.72% 25	100% 530
Total	- 1153	- 1034	- 256	- 154	- 61	- -

Staff Survey Questions

Educational Experience (Secondary)

Respondents: 201

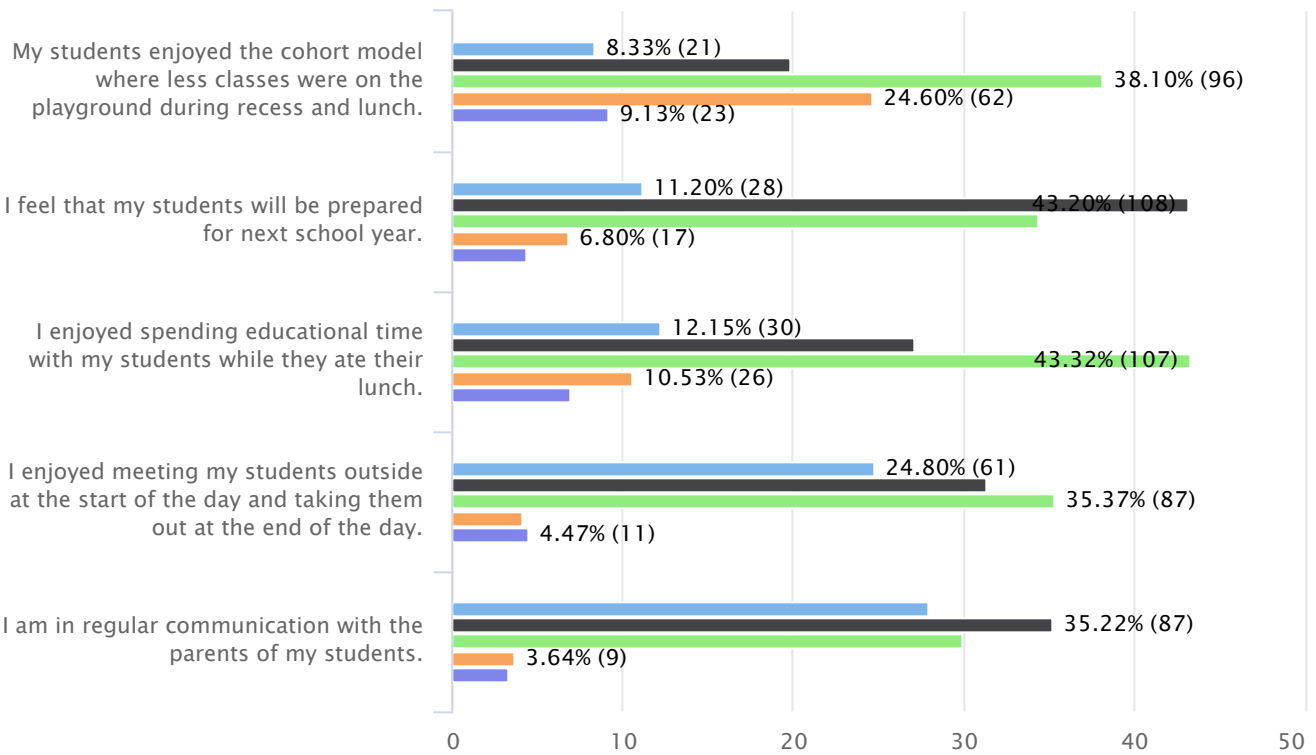


Questions	Strongly agree	Agree	Neutral	Disagree	Strongly disagree	Total
The quarter system met students learning needs.	6.03% 12	21.61% 43	41.71% 83	18.59% 37	12.06% 24	100% 199
I enjoyed the longer learning blocks.	7.14% 14	16.84% 33	42.86% 84	16.84% 33	16.33% 32	100% 196
I preferred the quarter system to the semester system. (Please put specific comments below)	6.70% 13	13.40% 26	41.75% 81	15.98% 31	22.16% 43	100% 194
I changed and adapted my teaching pedagogy/student support to accommodate students in the quarter system.	22.40% 43	36.98% 71	39.06% 75	1.04% 2	0.52% 1	100% 192
The flex block provides an opportunity for me to give extra support.	28.21% 55	27.18% 53	37.44% 73	4.10% 8	3.08% 6	100% 195
Students took full advantage of the flex block opportunities at our school.	5.64% 11	25.13% 49	41.54% 81	17.95% 35	9.74% 19	100% 195

Students had access to all the technology needed to access blended/online learning.	7.25% 14	33.16% 64	43.01% 83	13.99% 27	2.59% 5	100% 193
Having completed the first half of the year under the new model, I feel at the end of the school year students will be prepared academically for next year.	6.70% 13	26.29% 51	45.88% 89	16.49% 32	4.64% 9	100% 194
I was able to cover/support the required curricular content in the quarter system.	7.29% 14	22.92% 44	47.40% 91	13.02% 25	9.38% 18	100% 192
Total	- 189	- 434	- 740	- 230	- 157	- -

Educational Experience (Elementary)

Respondents: 252

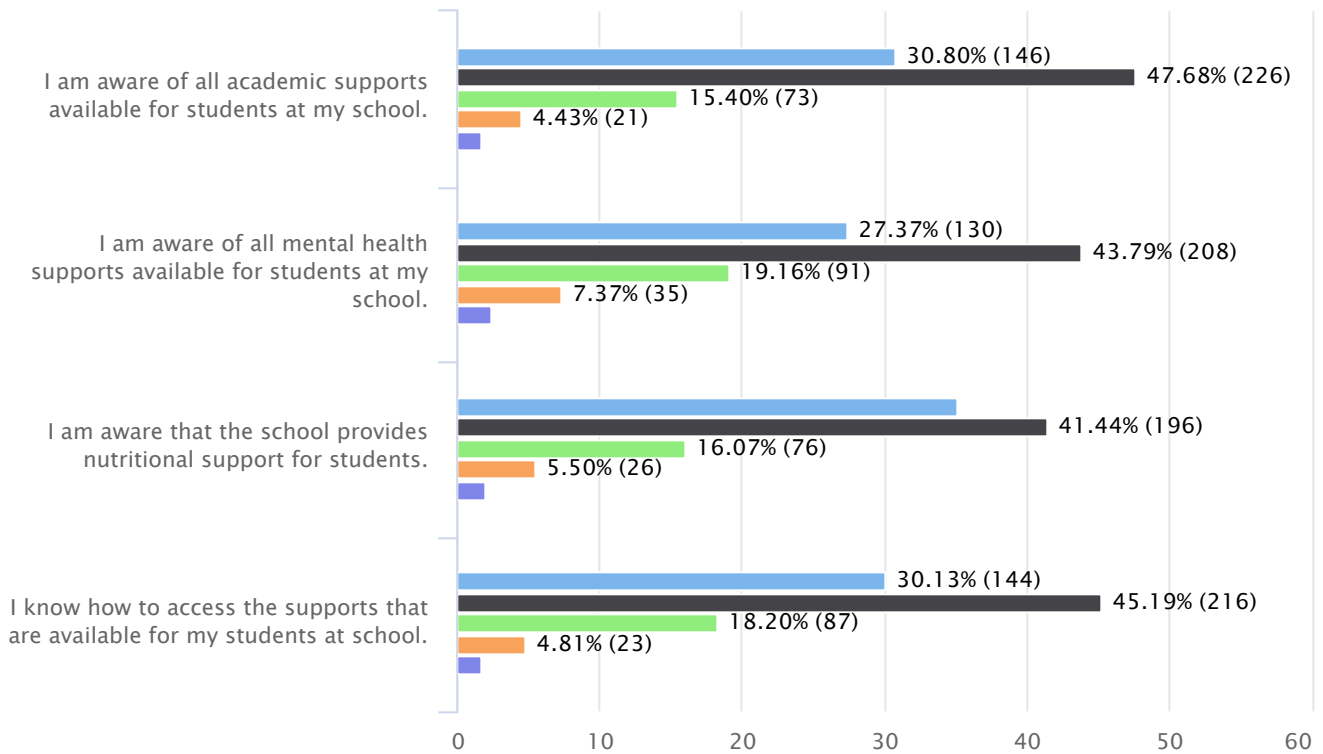


Questions	Strongly agree	Agree	Neutral	Disagree	Strongly disagree	Total
My students enjoyed the cohort model where less classes were on the playground during recess and lunch.	8.33% 21	19.84% 50	38.10% 96	24.60% 62	9.13% 23	100% 252
I feel that my students will be prepared for next school year.	11.20% 28	43.20% 108	34.40% 86	6.80% 17	4.40% 11	100% 250
I enjoyed spending educational time with my students while they ate their lunch.	12.15% 30	27.13% 67	43.32% 107	10.53% 26	6.88% 17	100% 247
I enjoyed meeting my students outside at the start of the day and taking them out at the end of the day.	24.80% 61	31.30% 77	35.37% 87	4.07% 10	4.47% 11	100% 246
I am in regular communication with the parents of my students.	27.94% 69	35.22% 87	29.96% 74	3.64% 9	3.24% 8	100% 247
Total	- 209	- 389	- 450	- 124	- 70	- -

Staff Survey Questions

Supports

Respondents: 478

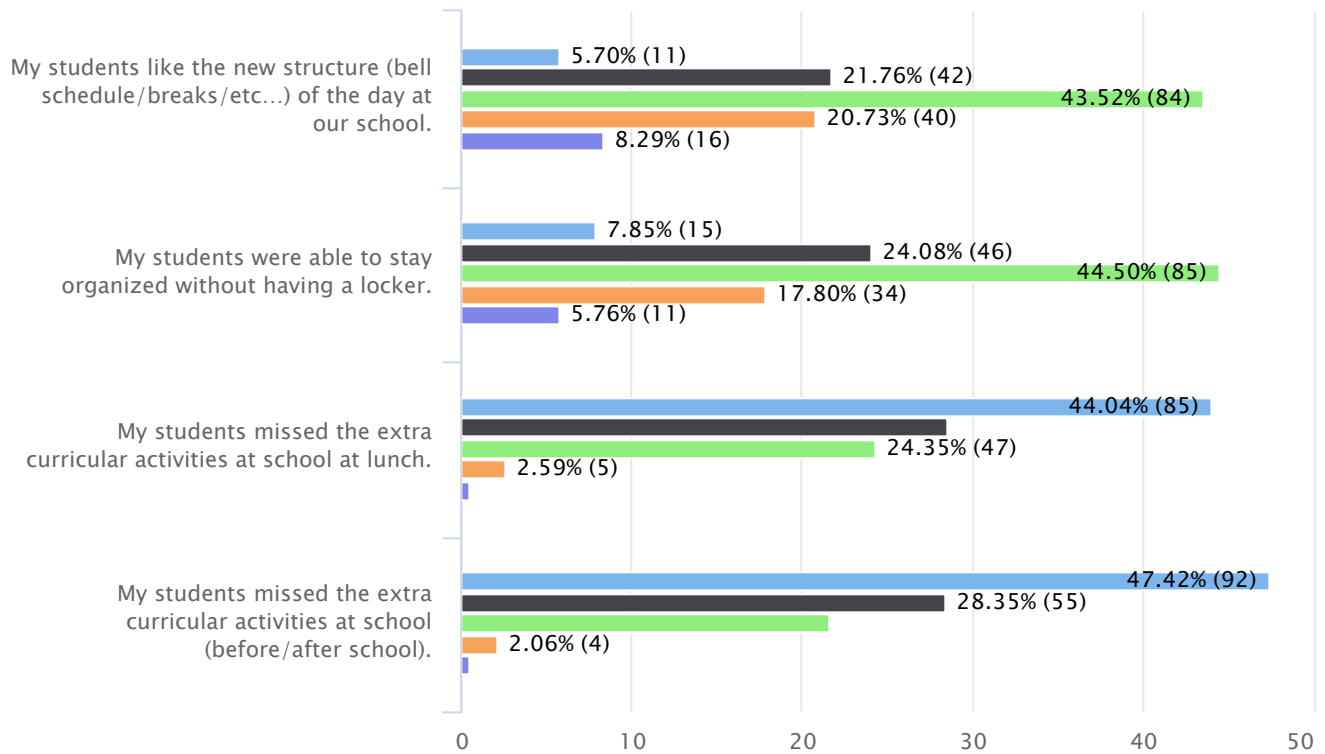


Questions	Strongly agree	Agree	Neutral	Disagree	Strongly disagree	Total
I am aware of all academic supports available for students at my school.	30.80% 146	47.68% 226	15.40% 73	4.43% 21	1.69% 8	100% 474
I am aware of all mental health supports available for students at my school.	27.37% 130	43.79% 208	19.16% 91	7.37% 35	2.32% 11	100% 475
I am aware that the school provides nutritional support for students.	35.10% 166	41.44% 196	16.07% 76	5.50% 26	1.90% 9	100% 473
I know how to access the supports that are available for my students at school.	30.13% 144	45.19% 216	18.20% 87	4.81% 23	1.67% 8	100% 478
Total	- 586	- 846	- 327	- 105	- 36	- -

Staff Survey Questions

Structures (Secondary)

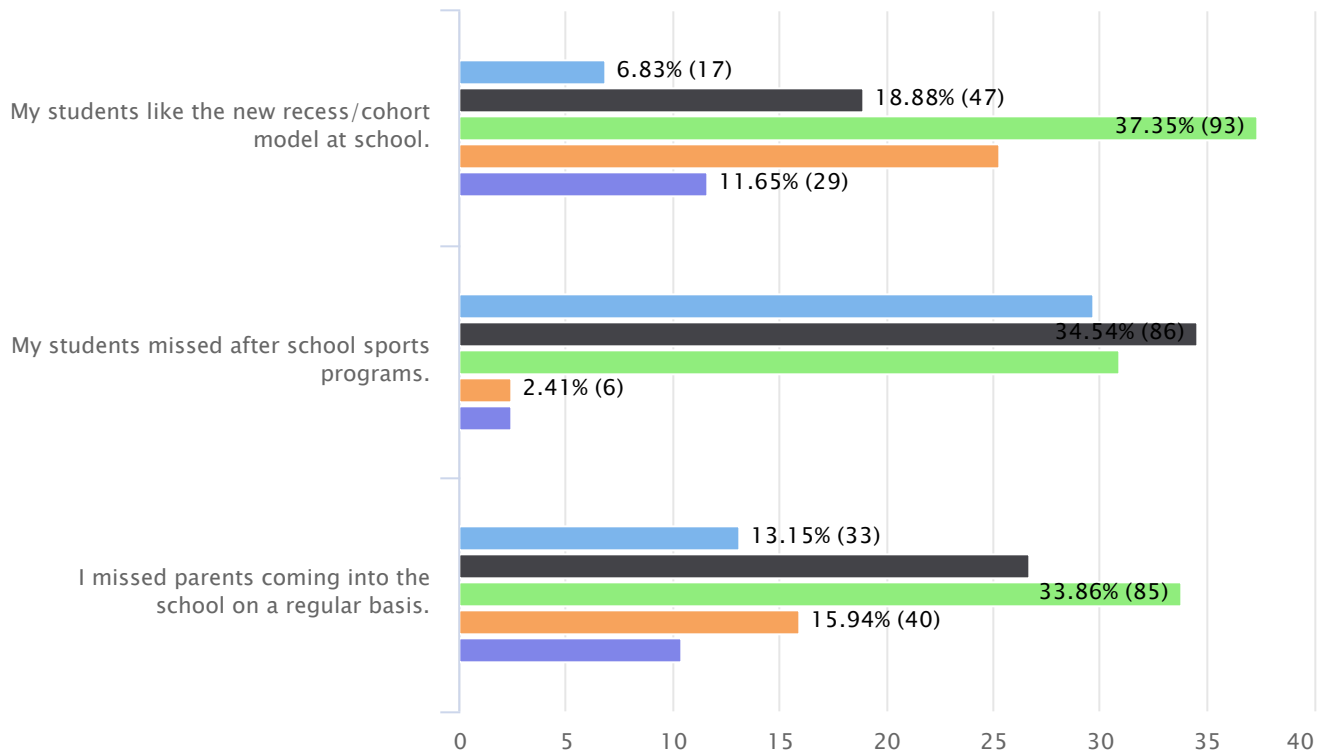
Respondents: 197



Questions	Strongly agree	Agree	Neutral	Disagree	Strongly disagree	Total
My students like the new structure (bell schedule/breaks/etc...) of the day at our school.	5.70% 11	21.76% 42	43.52% 84	20.73% 40	8.29% 16	100% 193
My students were able to stay organized without having a locker.	7.85% 15	24.08% 46	44.50% 85	17.80% 34	5.76% 11	100% 191
My students missed the extra curricular activities at school at lunch.	44.04% 85	28.50% 55	24.35% 47	2.59% 5	0.52% 1	100% 193
My students missed the extra curricular activities at school (before/after school).	47.42% 92	28.35% 55	21.65% 42	2.06% 4	0.52% 1	100% 194
Total	- 203	- 198	- 258	- 83	- 29	- -

Structures (Elementary)

Respondents: 253

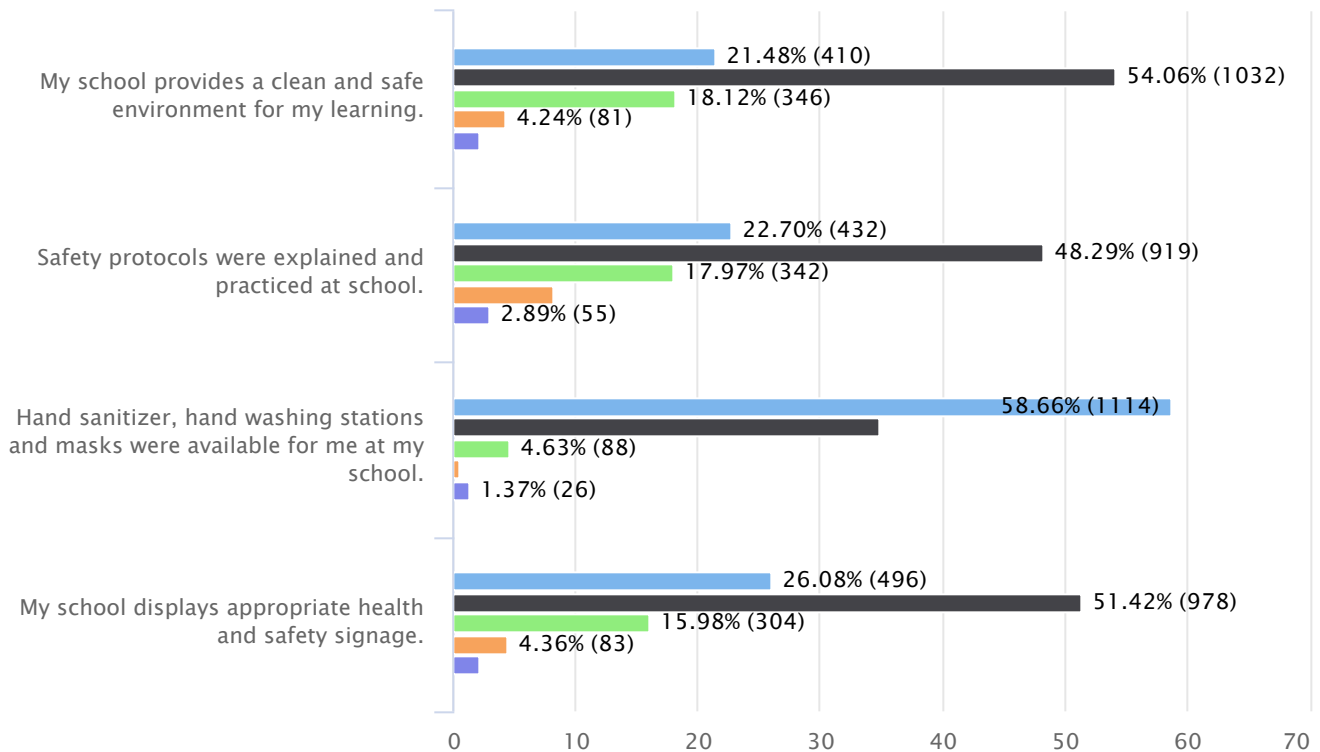


Questions	Strongly agree	Agree	Neutral	Disagree	Strongly disagree	Total
My students like the new recess/cohort model at school.	6.83% 17	18.88% 47	37.35% 93	25.30% 63	11.65% 29	100% 249
My students missed after school sports programs.	29.72% 74	34.54% 86	30.92% 77	2.41% 6	2.41% 6	100% 249
I missed parents coming into the school on a regular basis.	13.15% 33	26.69% 67	33.86% 85	15.94% 40	10.36% 26	100% 251
Total	- 124	- 200	- 255	- 109	- 61	- -

Student Survey Questions

Health and Safety

Respondents: 1910

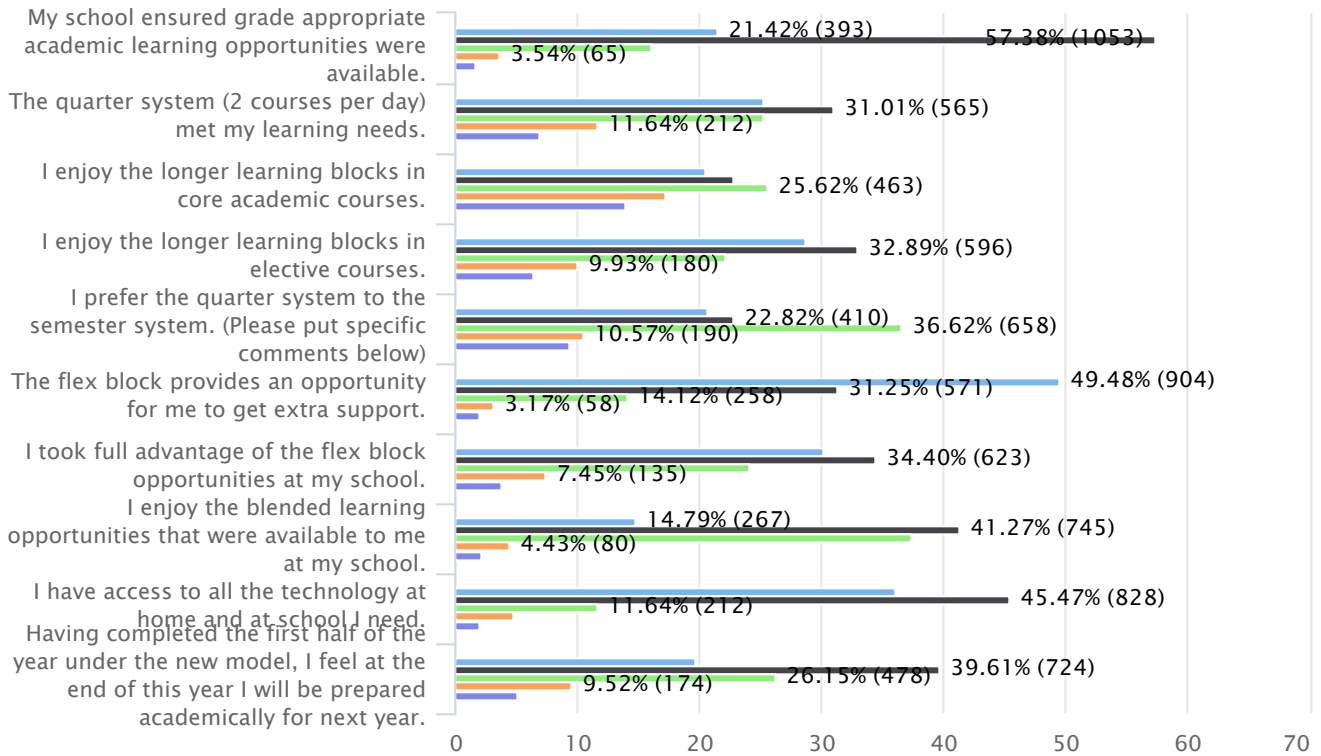


Questions	Strongly agree	Agree	Neutral	Disagree	Strongly disagree	Total
My school provides a clean and safe environment for my learning.	21.48% 410	54.06% 1032	18.12% 346	4.24% 81	2.10% 40	100% 1909
Safety protocols were explained and practiced at school.	22.70% 432	48.29% 919	17.97% 342	8.15% 155	2.89% 55	100% 1903
Hand sanitizer, hand washing stations and masks were available for me at my school.	58.66% 1114	34.86% 662	4.63% 88	0.47% 9	1.37% 26	100% 1899
My school displays appropriate health and safety signage.	26.08% 496	51.42% 978	15.98% 304	4.36% 83	2.16% 41	100% 1902
Total	- 2452	- 3591	- 1080	- 328	- 162	- -

Student Survey Questions

Educational Experience

Respondents: 1840



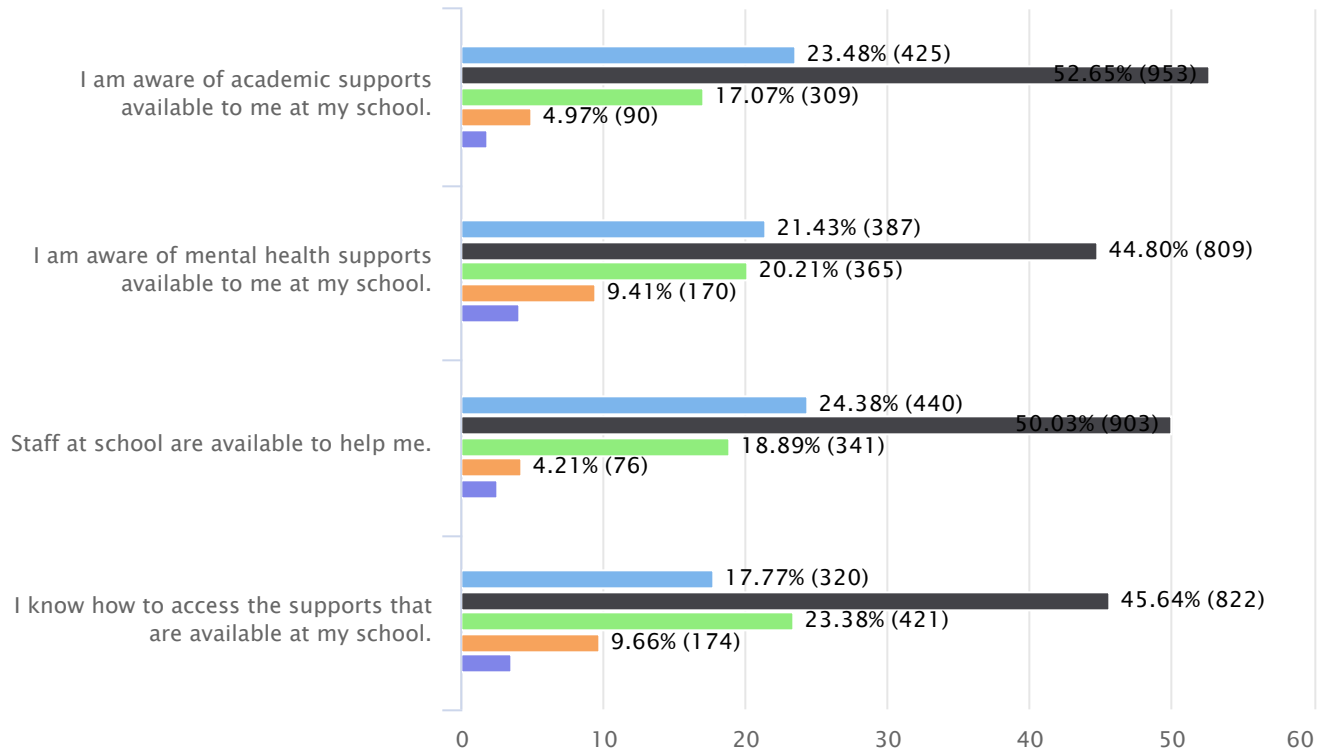
Questions	Strongly agree	Agree	Neutral	Disagree	Strongly disagree	Total
My school ensured grade appropriate academic learning opportunities were available.	21.42% 393	57.38% 1053	16.08% 295	3.54% 65	1.58% 29	100% 1835
The quarter system (2 courses per day) met my learning needs.	25.25% 460	31.01% 565	25.30% 461	11.64% 212	6.81% 124	100% 1822
I enjoy the longer learning blocks in core academic courses.	20.48% 370	22.74% 411	25.62% 463	17.27% 312	13.89% 251	100% 1807
I enjoy the longer learning blocks in elective courses.	28.64% 519	32.89% 596	22.08% 400	9.93% 180	6.46% 117	100% 1812
I prefer the quarter system to the semester system. (Please put specific comments below)	20.65% 371	22.82% 410	36.62% 658	10.57% 190	9.35% 168	100% 1797
The flex block provides an opportunity for me to get extra support.	49.48% 904	31.25% 571	14.12% 258	3.17% 58	1.97% 36	100% 1827

I took full advantage of the flex block opportunities at my school.	30.20% 547	34.40% 623	24.13% 437	7.45% 135	3.81% 69	100% 1811
I enjoy the blended learning opportunities that were available to me at my school.	14.79% 267	41.27% 745	37.40% 675	4.43% 80	2.11% 38	100% 1805
I have access to all the technology at home and at school I need.	36.02% 656	45.47% 828	11.64% 212	4.83% 88	2.03% 37	100% 1821
Having completed the first half of the year under the new model, I feel at the end of this year I will be prepared academically for next year.	19.69% 360	39.61% 724	26.15% 478	9.52% 174	5.03% 92	100% 1828
Total	- 4847	- 6526	- 4337	- 1494	- 961	- -

Student Survey Questions

Supports

Respondents: 1813

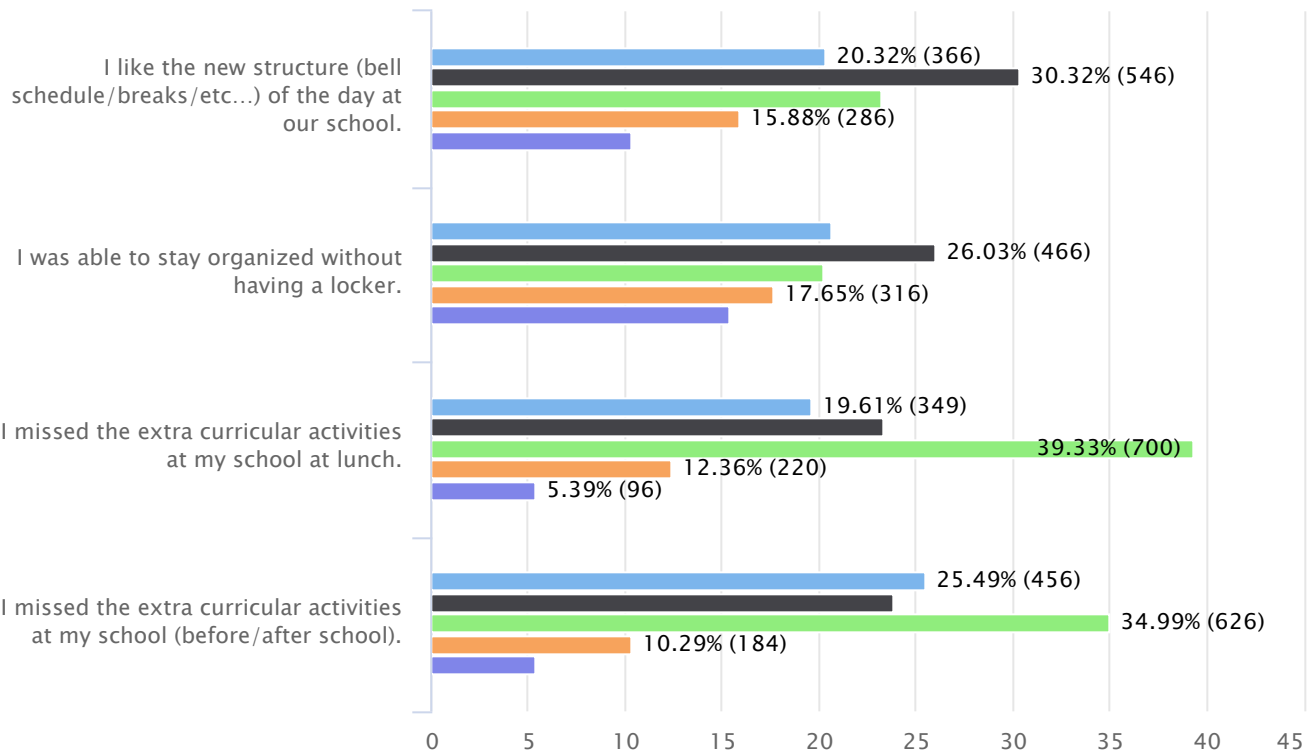


Questions	Strongly agree	Agree	Neutral	Disagree	Strongly disagree	Total
I am aware of academic supports available to me at my school.	23.48% 425	52.65% 953	17.07% 309	4.97% 90	1.82% 33	100% 1810
I am aware of mental health supports available to me at my school.	21.43% 387	44.80% 809	20.21% 365	9.41% 170	4.15% 75	100% 1806
Staff at school are available to help me.	24.38% 440	50.03% 903	18.89% 341	4.21% 76	2.49% 45	100% 1805
I know how to access the supports that are available at my school.	17.77% 320	45.64% 822	23.38% 421	9.66% 174	3.55% 64	100% 1801
Total	- 1572	- 3487	- 1436	- 510	- 217	- -

Student Survey Questions

Structures

Respondents: 1802



Questions	Strongly agree	Agree	Neutral	Disagree	Strongly disagree	Total
I like the new structure (bell schedule/breaks/etc...) of the day at our school.	20.32% 366	30.32% 546	23.21% 418	15.88% 286	10.27% 185	100% 1801
I was able to stay organized without having a locker.	20.67% 370	26.03% 466	20.22% 362	17.65% 316	15.42% 276	100% 1790
I missed the extra curricular activities at my school at lunch.	19.61% 349	23.31% 415	39.33% 700	12.36% 220	5.39% 96	100% 1780
I missed the extra curricular activities at my school (before/after school).	25.49% 456	23.87% 427	34.99% 626	10.29% 184	5.37% 96	100% 1789
Total	- 1541	- 1854	- 2106	- 1006	- 653	- -

