

Careers Curriculum: Picture Book Exploration

Book Title: Who Will I Be? By Abby Huntsman

Materials Needed: Picture book, whiteboard and pens, 11 x 17 drawing sheet	
Question: As I explore my community what jobs and places look interesting to me?	Grade: 1,2,3
Big Idea: Communities include many different roles and require many different skills.	First Peoples Principles: Learning is holistic, reflective, reflexive, experiential, and relational.
<p>Lesson Ideas:</p> <p>Step 1:</p> <ul style="list-style-type: none"> • The teacher will read the book allowed to the class. • The teacher can ask the students to think about what their parents or family members do within the community. • Ask for student examples or write them up on the board. <p>Step 2:</p> <ul style="list-style-type: none"> • Mapping activity- as a class, draw a picture of the school on the board, then slowly moving outwards, draw a map and use words to lay out who is within the school community (ex. You may draw the school, houses, business within a couple kms or CVRD buildings etc. that show who works within the community). • Refer to the examples listed in Step 1, do students know where these jobs are in their community? <p>Step 3:</p> <ul style="list-style-type: none"> • Students will get the 11 x 17 piece of paper with bubbles to fill in that show the different places that they pass on their way to school. They can draw little icons that represent locations or people/businesses they pass. They can add to the icons already located in the first and last bubbles. 	

- If a student doesn't pass anything except houses, they could draw in the places that they know about within the community.

Step 4:




- Once their bubble drawings are filled in, they can work in partners to look at their sheets and think about who might work at the locations, what jobs do they have, or do they see on their way to school?

Extension:

- Students could pick job that they see within their community and work with a big buddy to learn more about it. Or, take the job curiosity home and have a conversation with their parents to learn more about it.
- You could bring the Ozobots into your classroom and program them to drive the students' route to school.

Mapping My Community – Careers I pass and know about

My home



School

