



Highland Secondary Course Worksheet

GRADE 9

Student Name _____ Student Number _____ AG # _____

Section One: *REQUIRED COURSES*

Advisor Initials _____

All grade 9 students must complete the following required courses:

English 9 Social Studies 9 Math 9 Science 9 Career Education 9

Section Two: *PHYSICAL & HEALTH EDUCATION (PHE)*

A Physical & Health Education 9 course is required. You must choose **ONE** of the following courses.

<input type="checkbox"/> PHE 9	<input type="checkbox"/> PHE 9 – Fitness Studio for Girls
--------------------------------	---

Section Three: *LANGUAGES*

French 9 counts as two electives. Although a grade 9 language is not required there are many post-secondary programs which require a language at the grade 11 level.

<input type="checkbox"/> French 9 (counts as 2 electives)

Section Four: *MUSIC*

Band 9 is a yearlong course and will count as two electives. It is highly recommended that Band 8 has been successfully completed. Band 9 will meet the Arts Education 9 requirement.

<input type="checkbox"/> Band 9 (counts as 2 electives)

Section Five: *ELECTIVES*

Select up to **FIVE** classes from the list of electives below. Must have one each from Columns A & B.

If you have chosen French 9 choose **THREE** classes. Must have one each from Columns A & B.

If you have chosen Band 9 choose **THREE** classes. Must have one each from Column B.

If you have chosen French 9 **AND** Band 9 choose **ONE** class from Column B.

A - Arts Education	B - ADST	C - Others
<input type="checkbox"/> Art (General) 9	<input type="checkbox"/> Food Studies 9	<input type="checkbox"/> Fitness 9
<input type="checkbox"/> Photography 9	<input type="checkbox"/> Global Foods 9	<input type="checkbox"/> Marine Biology 9
<input type="checkbox"/> Improv 9	<input type="checkbox"/> Jewelry 9	<input type="checkbox"/> Emergency Care 9
<input type="checkbox"/> Drama 9	<input type="checkbox"/> MakerSpace 9	
	<input type="checkbox"/> Woodwork 9	
	<input type="checkbox"/> Intro to Trades 9	
	<input type="checkbox"/> Media Arts 9	
	<input type="checkbox"/> Small Engines 9	
	<input type="checkbox"/> Robotics 9	

Section Six: *ALTERNATES*

Select **TWO** other elective choices above as alternates. This will be used if your elective choices can not be filled.

Alternate One _____ **Alternate Two** _____


I WILL BE RETURNING TO HIGHLAND NEXT YEAR ___ YES ___ NO

It is very important that students and parents understand that Highland's course offerings are determined by the selections made in this programming process. Changes to your choices may not be possible once online course selection is completed. Some courses may not run due to low enrollment. Please be very careful to make choices that fit with your future educational and/or vocational plans. Our counselors are available to answer your questions or to direct you to resources.

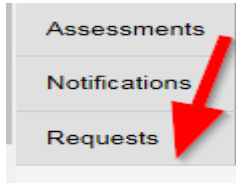
MYED Student Portal Online Course Selection

1 – Log in to MYEDUCATION BC

2 – Click on MY INFO top tab:



3 – Click on REQUESTS side tab (left hand side):



4 – Make sure you read the INSTRUCTIONS panel to ensure you select the correct courses.

5 – Click Select and choose the appropriate course in each section. Make sure you read the instructions in each section and complete each section. Required courses will have a grey checkmark.

Primary requests

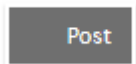
	Subject area	SchoolCourse > CrsNo	SchoolCourse > Description
Select...	Grade 9 Required Courses	MEN--09	ENGLISH LANGUAGE ARTS 9
		MMA--09	MATHEMATICS 9
		MSC--09	SCIENCE 9
		MSS--09	SOCIAL STUDIES 9
Select...	Languages		
Select...	Physical and Health Ed.	MPHE-09H	PHYSICAL AND HEALTH EDUCATION 9 Fitness & Rec
Select...	Band		
Select...	Electives	MADFS09 FS	FOODS STUDIES 9 General
		MADFS09 GS	FOOD STUDIES 9 Global
		MAE--09---2D	ART 2D 9
		MAE--09---3D	ART 3D 9
		MAE--09---Gen	ART General 9
		XAT--09---PH	PHOTOGRAPHY 9
Select...	Are you Interested In?		

Alternate requests

	Subject area	SchoolCourse > CrsNo	SchoolCourse > Description	Alternate?
Select...	Alternates	MAE--09---Dr	DRAMA 9	Y
		XAT--09---PH	PHOTOGRAPHY 9	Y

6 – You can add notes to be read by your counsellor in the NOTES for COUNSELLOR box.

7 – Hit Post in bottom left hand corner to send your course selections to the office.



8 – You can see a list of your selected courses by clicking on the blue Exit Entry mode link in the top right hand corner.