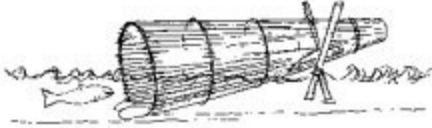

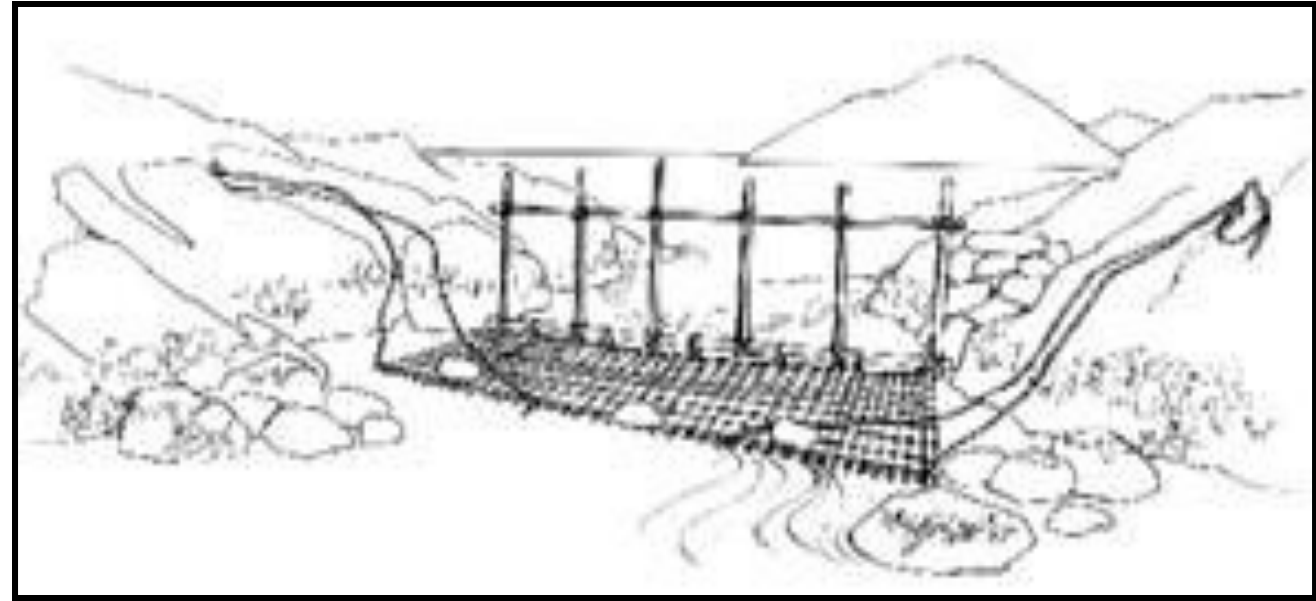
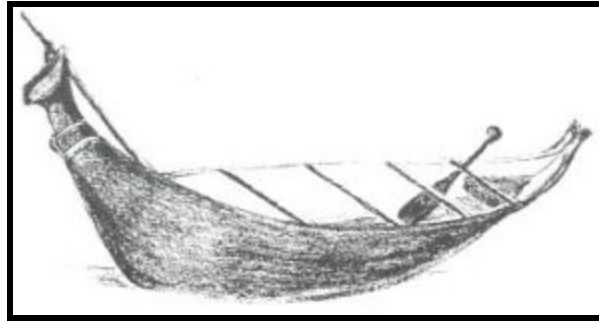


RIVER TRAP. 29-NK

TRAP USED IN SHALLOW, FAST FLOWING STREAM. WHEN SALMON ARE MIGRATING, MEN UPSTREAM FRIGHTEN FISH BACK DOWN RIVER. STRONG CURRENT DRIVES FISH UP INTO TRAP WHERE THEY ARE SPEARED.

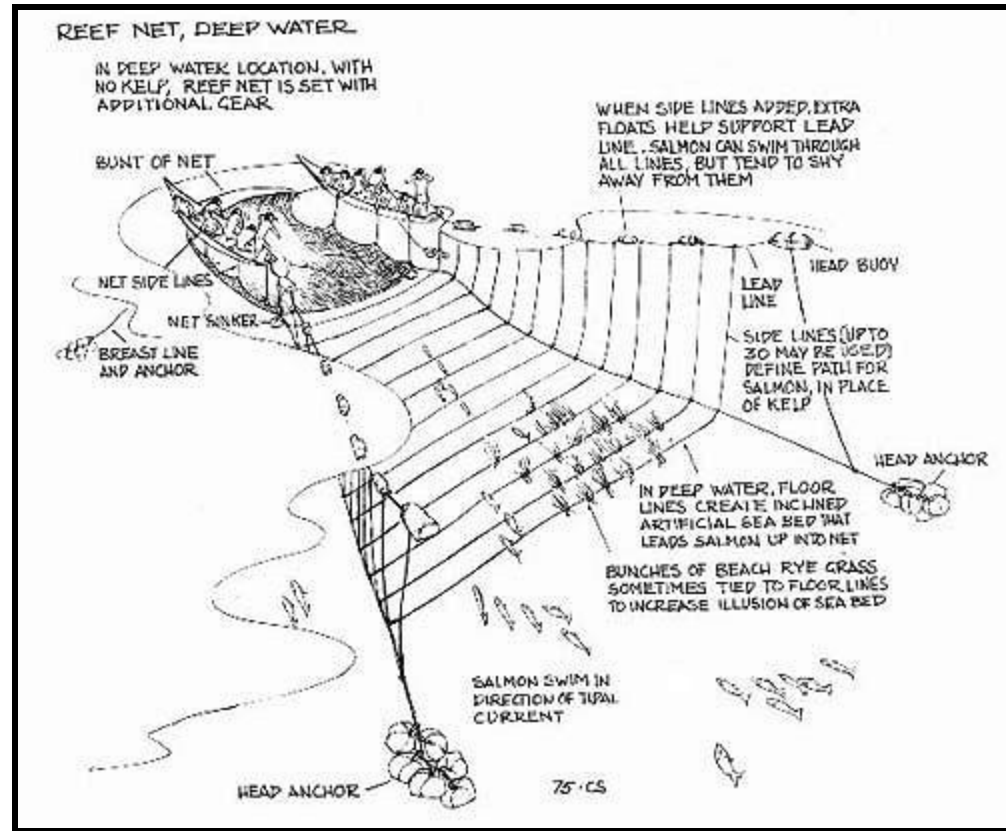


MOUTH OF TRAP WEIGHTED WITH ROCKS. END RAISED UP ON SHEARS.



FENCE WEIR WITH TRIPODS

FENCE WEIR WITH PLATFORMS, ACROSS SHALLOW RIVER OR STREAM. MIGRATING SALMON COLLECT AT FENCE UNABLE TO PROCEED UP RIVER, AND ARE TAKEN WITH DIPNETS. 52-45



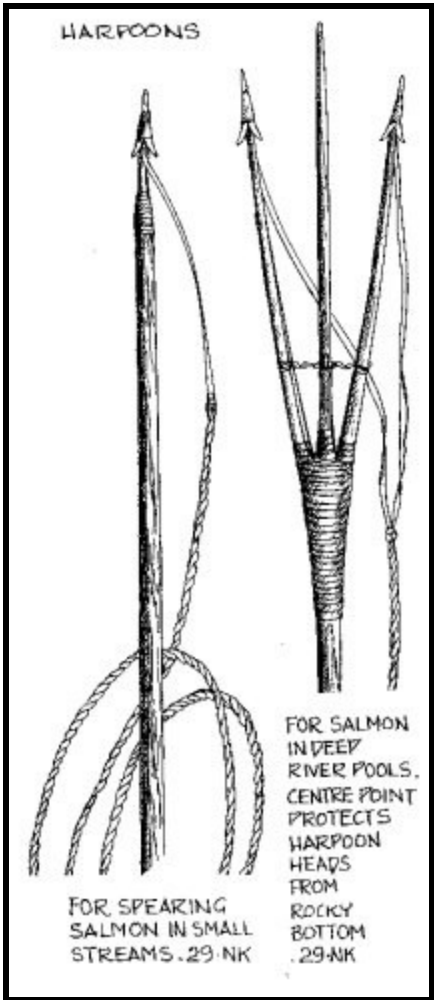
REEF NET, DEEP WATER.

IN DEEP WATER LOCATION, WITH NO KELP, REEF NET IS SET WITH ADDITIONAL GEAR.

WHEN SIDE LINES ADDED, EXTRA FLOATS HELP SUPPORT LEAD LINE. SALMON CAN SWIM THROUGH ALL LINES, BUT TEND TO SHY AWAY FROM THEM.

BUNT OF NET  
 NET SIDE LINES  
 NET SINKER  
 BREAST LINE AND ANCHOR  
 LEAD LINE  
 HEAD BUOY  
 SIDE LINES (UP TO 30 MAY BE USED) DEFINE PATH FOR SALMON, IN PLACE OF KELP  
 HEAD ANCHOR  
 IN DEEP WATER, FLOOR LINES CREATE INCHINED ARTIFICIAL SEA BED THAT LEADS SALMON UP INTO NET  
 BUNCHES OF BEACH RYE GRASS SOMETIMES TIED TO FLOOR LINES TO INCREASE ILLUSION OF SEA BED  
 SALMON SWIM IN DIRECTION OF TIDAL CURRENT  
 HEAD ANCHOR

75-65



HARPOONS

FOR SPEARING SALMON IN SMALL STREAMS. 29-NK

FOR SALMON IN DEEP RIVER POOLS. CENTRE POINT PROTECTS HARPOON HEADS FROM ROCKY BOTTOM. 29-NK