

### Gather the Materials Needed

Project of Heart decorated tile, thin paint brush, beads, jump ring (8mm), leather, chain, or ribbon, Modge Podge, flat nose pliers, wire cutters, wire, J4IW tag.

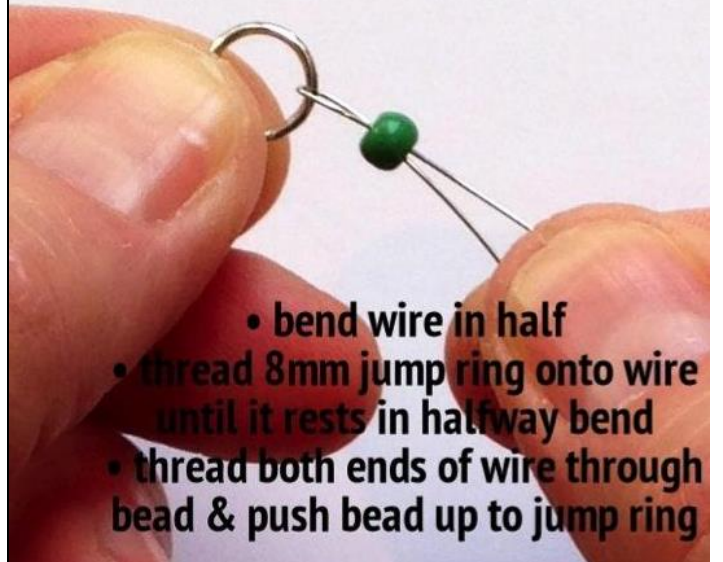


Paint the decorated tile with Modge Podge



Attach the bead and jump ring

**Have ready a piece of wire 60 cm long**



Wire the tile - image 1


**Begin wrapping wire around tile, front and back, leaving 2-4 cm of wire extending past the bead**




## Wire the tile - image 2



Crimp the wire image 1



Crimp the wire image 2



Attach the leather, chain, ribbon



Finished!

