

Spring is here!

Time to plant! Time to explore!

Longer days and warmer weather have arrived! I hope that you are all enjoying some more time outside!

We'd like to welcome those of you who are new to our online learners community, and say hello to our ongoing students and families!

These mailouts are our way to stay in touch and show our support for all of you. We hope you enjoy the activities and the information we share with you, including easy recipes, colouring pages, activities, and a variety of other items.

We would love your suggestions for these mailouts, so please feel free to share your ideas with us of what you'd like to see. You can send your ideas to Giselaine.ballantyne@sd71.bc.ca.

As mentioned in our recent email to all families, March 1st marked the start of our Spring StrongNations promotion for \$125 of free Books through StrongNations Publishing.

- This credit is to be used from **March 1 until May 31, 2022.**
- The \$125 is per Student, before Shipping & Taxes.
- There is *no cost to you*, no credit card needed, the instructions for the ordering process are included in this month's mail out as well as in the email send earlier.

There are so many wonderful books available through this site, and you can search by topic, by grade, or by grouping.


In this mailout package you will find a scavenger hunt, planting information and seeds imbedded in paper stock, Easter Egg hunt for the young, and a photo contest for our older students.

Gílakas'la,

Richard Turenne – Indigenous Support Teacher (richard.turenne@sd71.bc.ca)

Wanda Crowder – Indigenous Support Worker (wanda.crowder@sd71.bc.ca)

Giselaine Ballantyne – Admin Assistant (giselaine.ballantyne@sd71.bc.ca)



SPRING IS A LOVELY
REMINDER OF HOW

beautiful

CHANGE CAN BE....





Spring Equinox

Photography
Competition

PHOTOGRAPHY CATEGORIES



B & W

Dramatic contrasts
mark this classic look.



Spring

Capture what Spring
means to you.

AWARDS



Please email your name and your favourite fall photos to: richard.turenne@sd71.bc.ca

All submitted photos will be displayed on the Indigenous Education Website.

Brooklyn/NE Woods

Spring

Scavenger Hunt

Created by

Cheryl Graham

Indigenous Support Worker



○ Cedar




○ Bracken Fern

○ Sword Fern



○ Douglas Fir

○ Big Leaf Maple



○ Western Hemlock

○ Oceanspray






- **Oregon Grape**
- **Red Huckleberry**




- **Salmonberry**
- **Salal**



- **Trailing Blackberry**
- **Thimbleberry**



- **Strawberry**
- **Nootka Rose**



How to Plant Seed Paper

1

Prepare your Pot or Garden Area

Fill your pot 2/3 full with good potting soil. Tamp down the soil and add more if necessary. You want the pot to be firmly full, but not packed. The paper can be planted indoors or outside, so you get to choose according to the temperature and conditions at the time of planting (please see planting charts for easy reference).

2

Plant the Paper

Take your plantable paper and cover the soil in the prepared pot with the paper. It's okay if the paper overlaps. Spread a **1/8-inch layer of soil** over the plantable paper pieces and tamp down gently on top.

3

Water during Germination

After planting the paper in your pot, give it a good soak. You want the paper and the soil to be nicely damp but not swimming in water. During the first 10 days, keep the paper moist at all times. The water is necessary for germination.

4

Care after Germination

Once sprouts appear, continue to keep the paper moist but be careful not to overwater. Once sturdy plants appear, water as needed. The images below are what the pot looks like after planting a greeting card made of Seed Paper.



Cover Crop Planting Chart

TIMING	WINTER			SPRING			SUMMER			FALL		
	Jan	Feb	Mar	Apr	May	Jun	Jul	Aug	Sep	Oct	Nov	Dec
Crimson Clover												
White Clover												
Winter Field Peas												
Fava Beans												
Hairy Vetch												
Fall Rye												
Oats												
Buckwheat												
Winter Wheat												
White Mustard												

SPACING 1 ACRE = 43,560 SQ. FEET	APPROXIMATE QUANTITY OF SEEDS PER 1,000 SQ. FEET	APPROXIMATE QUANTITY OF SEEDS PER ACRE	SEED DEPTH	GROWTH RATE
Crimson Clover	260g (9 oz)	11.3kg (25 lbs)	5mm (¼") max	Medium
White Clover	115g (4 oz)	5kg (11 lbs)	5mm (¼")	Slow
Winter Field Peas	1.14kg (2½ lbs)	50kg (110 lbs)	2-6cm (1-2½")	Fast
Fava Beans	1.3kg (3 lbs)	57kg (125 lbs)	5cm (2")	Slow
Hairy Vetch	320g (12 oz)	13.6kg (30 lbs)	5mm-1cm (¼-½")	Slow
Fall Rye	1.14kg (2½ lbs)	50kg (110 lbs)	2-4cm (1-1½")	Medium
Oats	1.14kg (2½ lbs)	50kg (110 lbs)	2-4cm (1-1½")	Medium
Buckwheat	620g (22 oz)	27kg (60 lbs)	2-4cm (1-1½")	Fast
Winter Wheat	1.14kg (2½ lbs)	50kg (110 lbs)	2cm (1") max	Fast
White Mustard	104g (4 oz)	4.54kg (10 lbs)	5mm-1cm (¼-½")	Fast




West Coast Seeds

1-888-804-8820 | www.westcoastseeds.com

Retail Store: 4930A Elliott Street, Ladner, BC, Canada, V4K 2Y1
Warehouse: 3925 64th Street, Delta, BC, V4K 3N2

Copyright © 2015, West Coast Seeds. All rights reserved.

Herb Planting Chart • Coastal British Columbia

LEGEND	 Start Indoors			———— Direct-seed		*** Transplant			⤿ Cover		** Transplant & Cover	
HERBS 	WINTER			SPRING			SUMMER			FALL			
	Jan	Feb	Mar	Apr	May	Jun	Jul	Aug	Sep	Oct	Nov	Dec	
Basil			 — **									
Bergamot	 — **								——			
Borage				—— —									
Catnip	 —		—— —						—— —			
Chamomile				—— —						—— —			
Chives	 ** —		—— —				—— —					
Cilantro				—— —			—— —	—— —					
Dill					—— —		—— —						
Fennel				—— —			—— —						
Florence Fennel	 —		—— —			—— —						
Lavender	 —		—— —	*** —			—— —					
Lemon Balm	 ** —		—— —									
Lovage		 — **										
Marjoram	 **** —		—— —									
Mint	 —		—— —									
Oregano	 **** —		—— —									
Parsley				—— —			—— —	—— —					
Rosemary	 **** —		—— —									
Sage	 **** —		—— —									
Stevia			 ****									
Summer Savory		 ** —		—— —								
Thyme	 **** —		—— —									




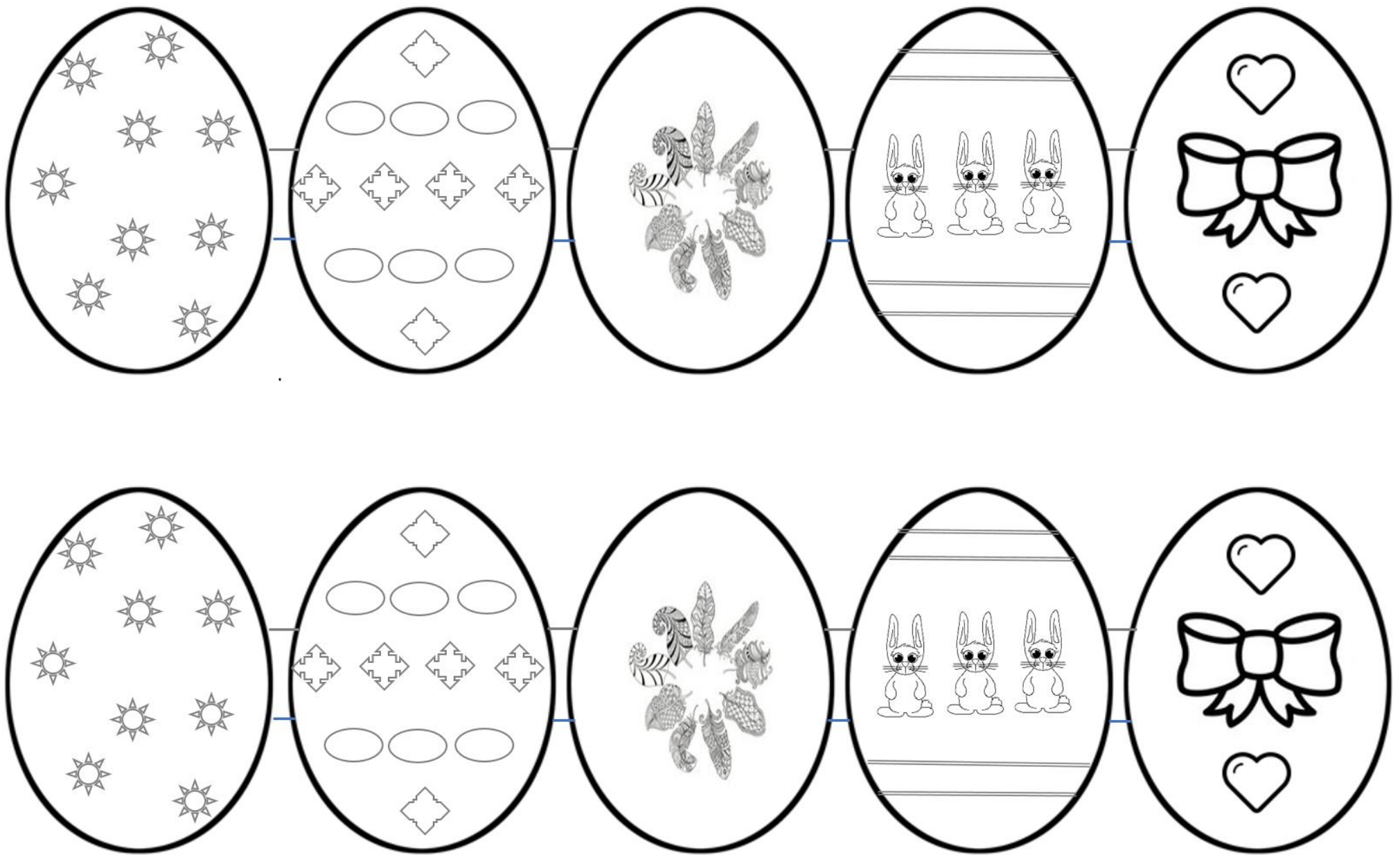
West Coast Seeds

1-888-804-8820 | www.westcoastseeds.com

Retail Store: 4930A Elliott Street, Ladner, BC, Canada, V4K 2Y1
Warehouse: 3925 64th Street, Delta, BC, V4K 3N2

Copyright © 2015, West Coast Seeds. All rights reserved.





To make a garland: cut out the eggs being careful NOT TO CUT area between eggs that join them together

What's my name?

Vegetables

What colour am I?

