



May 2022 Mail-Out!

May is here and Spring has sprung! We hope that you all are enjoying the warmer weather.

Please see our monthly offerings below. As always, we welcome your feedback and would love to chat with you about what to include in future mail-outs! Gilakas'la!


- Your Indigenous Online Education Support Team



Moose Hide Campaign: May 12, 2022

"Wearing the moose hide pin is your commitment to honour, respect and protect the women and children in your life, work to end gender-based violence and take action towards reconciliation with Indigenous peoples."

- moosehidecampaign.ca



Magical Moose Craft:

Decorate your moose any way you choose. You can use paint, pens, or felts.

Decide where to put your moose. You could glue a magnet to the back and put it on the fridge or drill a hole and hang it for decoration.

Please send photos of your creations to richard.turenne@sd71.bc.ca to be featured on our website!



REDress Project:

May 5th, 2022

What you can do to raise awareness:

- Create and wear a red dress pin to honour missing Indigenous women.
- Hang a red dress where it will be seen by others.
- Support women in your life by making them feel special and loved.

More information available at:

<https://www.jaimeblackartist.com/exhibitions/>



Family Love Stones:

Spend some time outside finding a special stone.

Transform it into a gift to give to a family member and make sure they feel loved!

Please send photos of your creations to richard.turenne@sd71.bc.ca to be featured on our website!

Gilakas'la,

- Richard Turenne - *Indigenous Education Support Teacher* - richard.turenne@sd71.bc.ca
- Wanda Crowder - *Indigenous Support Worker* - wanda.crowder@sd71.bc.ca
- Giselaine Ballentine - *Administrative Assistant* - giselaine.ballantyne@sd71.bc.ca



Michael 8/5



Why Use Moose Hide?

The question has been raised on a number of occasions as to why we use moose hide as the symbol for the Moose Hide Campaign and how it is associated with ending violence against women and children. The Moose Hide Campaign values these types of questions as one of the main objectives of the Campaign is to generate respectful dialogue.

The answers to this question are as follows:

1. The inspiration for the Moose Hide Campaign came during a hunting trip between an Indigenous man and his daughter

The Moose Hide Campaign was born during a hunting trip between an Indigenous man named Paul Lacerte and his daughter Raven. They were hunting along the “Highway of Tears”, a stretch of highway in northern BC where many women have been murdered or gone missing. They harvested a moose and as the daughter was preparing it, they had a moment of inspiration to tan the moose hide and cut it into squares to engage men in efforts to end violence against women and children. The inspiration came from the land, from the loving relationship between the father and daughter, from the stretch of highway where violence has taken so many loved ones, and from the spirit of the moose.

2. The Moose Hide Campaign is an innovative campaign rooted in Indigenous culture for the benefit of all Canadians

Indigenous peoples have had a deep and sacred connection with the natural world since time immemorial. This relationship has always included harvesting practices such as hunting, fishing, plant gathering, berry picking, etc. Many protocols and teachings have been passed down through the generations which guide these harvesting practices, and which ensure that principles of respect, gratitude, sustainability, and reciprocity are honoured. In this context, moose have always represented an important source of food and clothing for Indigenous communities and for many non-Indigenous communities. For many generations moose hide was used for ceremonial purposes and for making moccasins, jackets, gloves, rope, etc. It is associated with gentleness, warmth, comfort, hope, and love. The use of the moose hide for this campaign honours this sacred relationship and keeps the traditional protocols and teachings of our Elders alive.

3. Moose hides are ethically sourced and produced

Currently all the moose hide squares come from traditional hunters who hunt moose for food and ceremonial purposes, or from animals who have died in road accidents. The patches are produced with care by Indigenous women who are deeply committed to the protection of women and children and who value the living origins of the patches.

4. The Moose Hide Campaign honours the beliefs of those who do not agree with hunting and those that choose not to wear moose hide

The Moose Hide Campaign has received many messages from individuals who support the effort to end violence against women and children but do not support the use of moose hide. In response, the Moose Hide Campaign produces animal-free Naugahyde (synthetic) squares for individuals who would like to participate in the Campaign but choose not to wear a moose hide. Some individuals also create their own cloth squares and wear them in solidarity with the goal of ending violence against women and children.



Family Love Stones

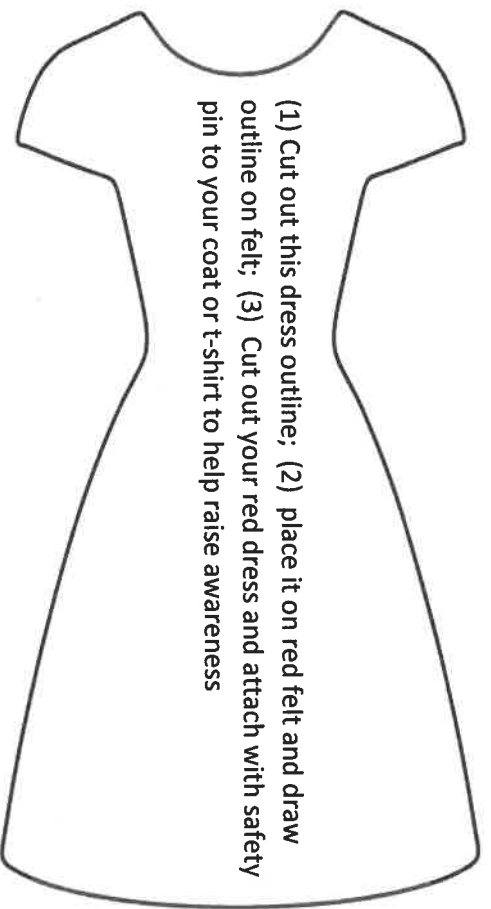
STEPS:

1. Pick out a lovely stone.
2. Think about what you want to paint/draw on your stone. It could be a heart, or a message of love.
3. Carefully decorate your stone.
4. Give your love stone to a loved one. Tell them why they rock!

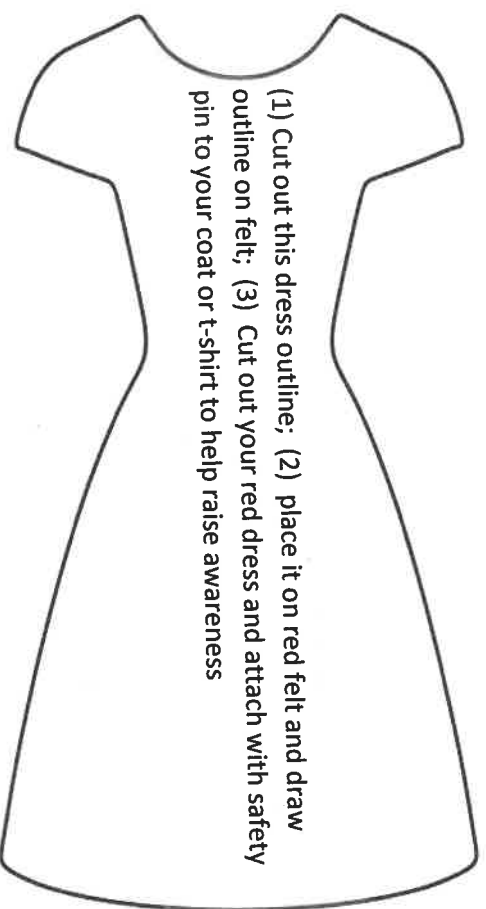


Please feel free to share photos of your love stones to: richard.turenne@sd71.bc.ca.

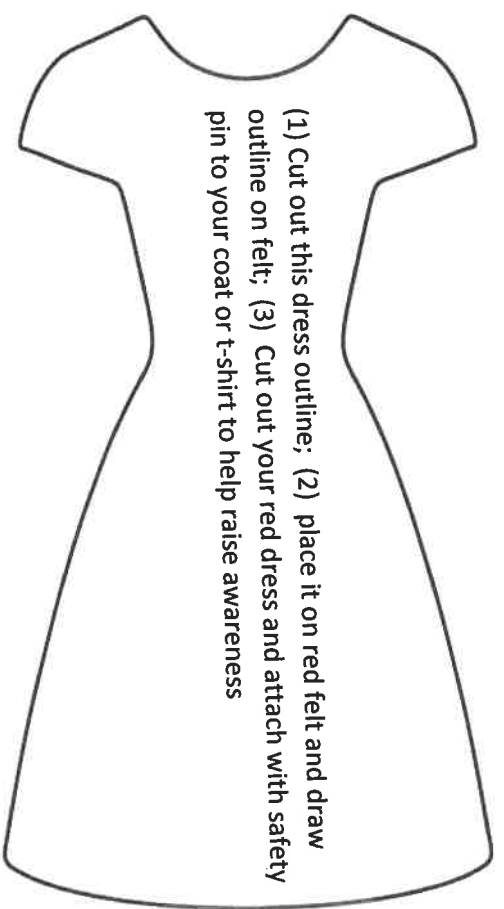
We would love to see your beautiful creations!



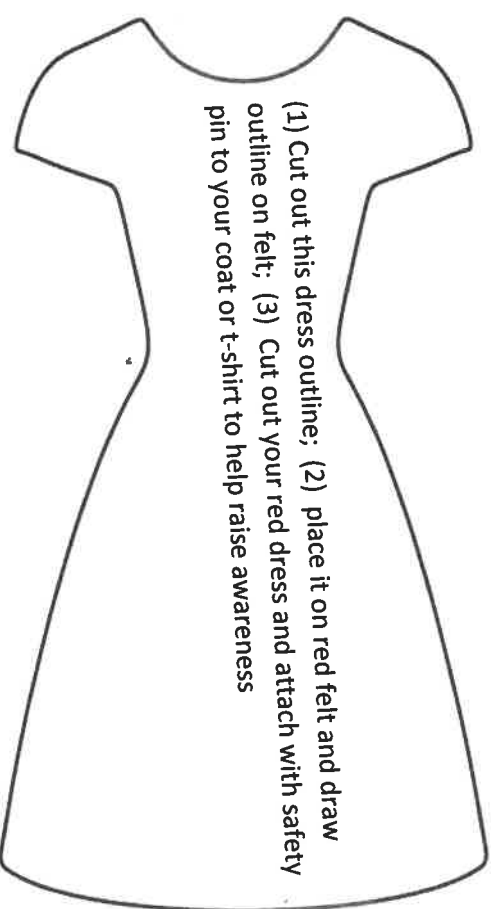
(1) Cut out this dress outline; (2) place it on red felt and draw outline on felt; (3) Cut out your red dress and attach with safety pin to your coat or t-shirt to help raise awareness



(1) Cut out this dress outline; (2) place it on red felt and draw outline on felt; (3) Cut out your red dress and attach with safety pin to your coat or t-shirt to help raise awareness



(1) Cut out this dress outline; (2) place it on red felt and draw outline on felt; (3) Cut out your red dress and attach with safety pin to your coat or t-shirt to help raise awareness



(1) Cut out this dress outline; (2) place it on red felt and draw outline on felt; (3) Cut out your red dress and attach with safety pin to your coat or t-shirt to help raise awareness

YIELD: 1 QUESADILLA

Super-easy, Salami, Pepperoni and Cheese Quesadillas

PREP TIME
3 minutes

COOK TIME
3 minutes

TOTAL TIME
6 minutes



Ingredients

- 2 flour tortillas
- 2 sliced of pepperoni, diced
- 2 slices of salami, diced
- 1 Tablespoon cream cheese
- 1 tablespoon cheddar cheese
- 1/8 teaspoon oregano
- 1/8 teaspoon paprika

Instructions

1. Spread cream cheese on top of one flour tortilla.
2. Sprinkle diced meats on top of cream cheese.
3. Sprinkle cheddar cheese on top.
4. Sprinkle seasonings on top.
5. Place other tortilla on top to create one quesadilla.
6. In large skillet, place two tablespoons cooking oil and heat on medium-high. Gently place quesadilla in pan and cook until lightly browned, approximately one minute. Gently flip onto other side and cook until slightly brown.
7. Remove from heat and cut into wedges. Serve immediately.

Nutrition Information: YIELD: 1 SERVING SIZE: 1 grams

Amount Per Serving: UNSATURATED FAT: og

© Alison Wood

<https://pint-sizedtreasures.com/easy-salami-pepperoni-and-cream-cheese-quesadillas/>

<https://pint-sizedtreasures.com/wp-json/mv-create/v1/creations/10/print>