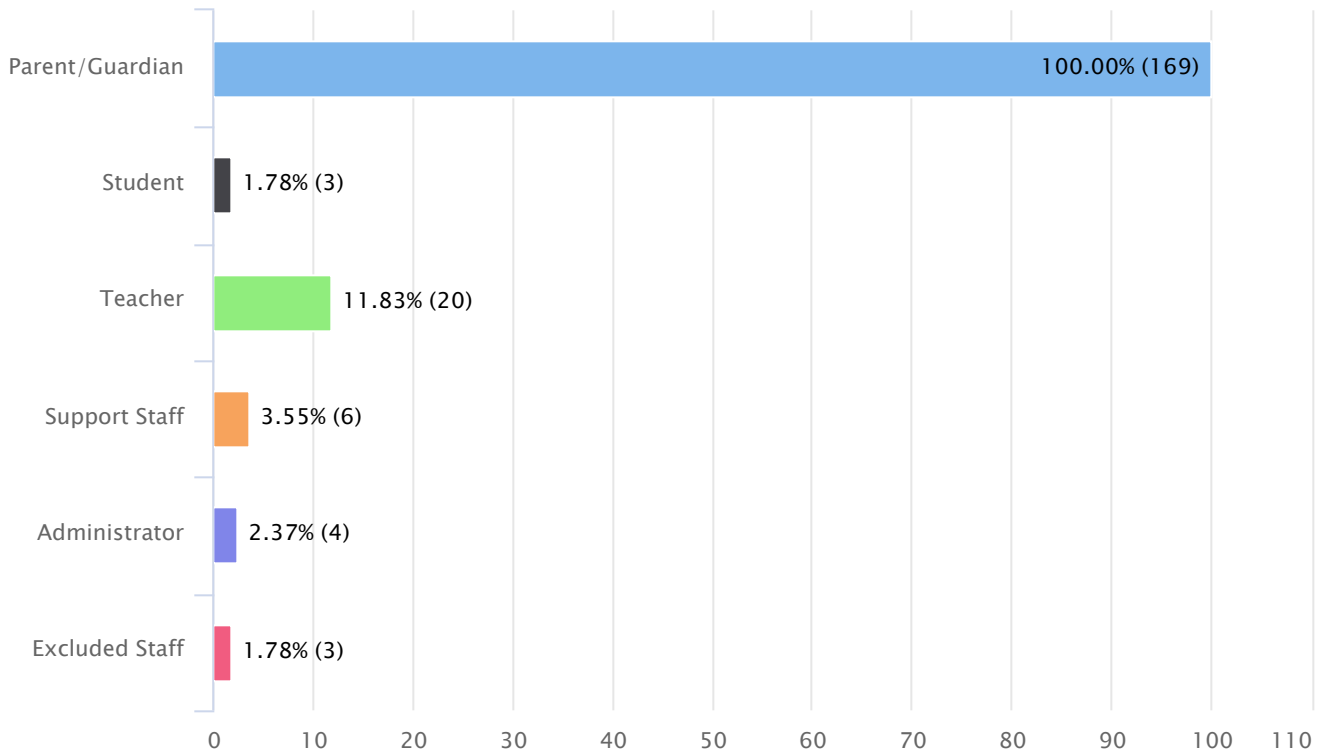


# Parent School

## 2020-2021 School Year Survey

Please identify yourself checking all the terms below that apply to you:

Respondents: 169

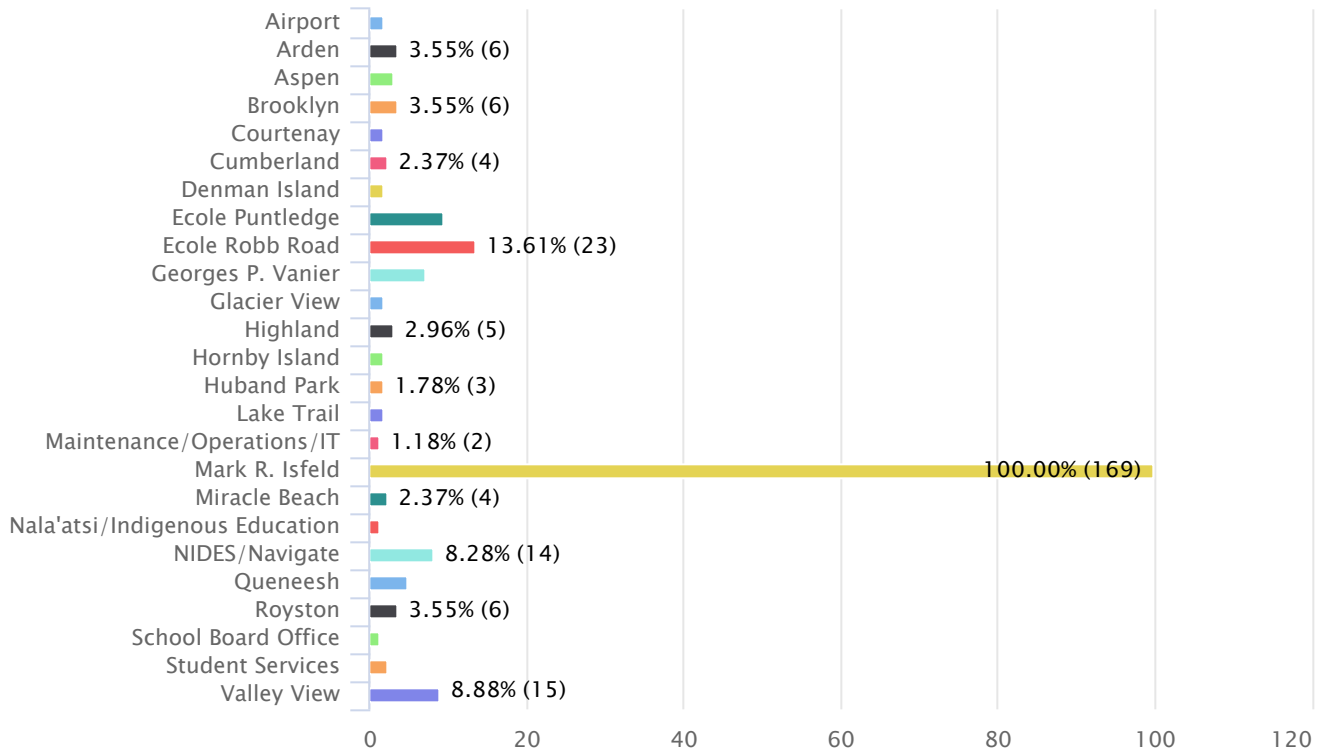


Choice	Count
Parent/Guardian	100.00% 169
Student	1.78% 3
Teacher	11.83% 20
Support Staff	3.55% 6

<b>Administrator</b>	2.37%
	4
<b>Excluded Staff</b>	1.78%
	3
<b>Total</b>	<b>100%</b>
	<b>169</b>

Please identify which school(s) you attend, work at and/or have a child/children attending:

Respondents: 169



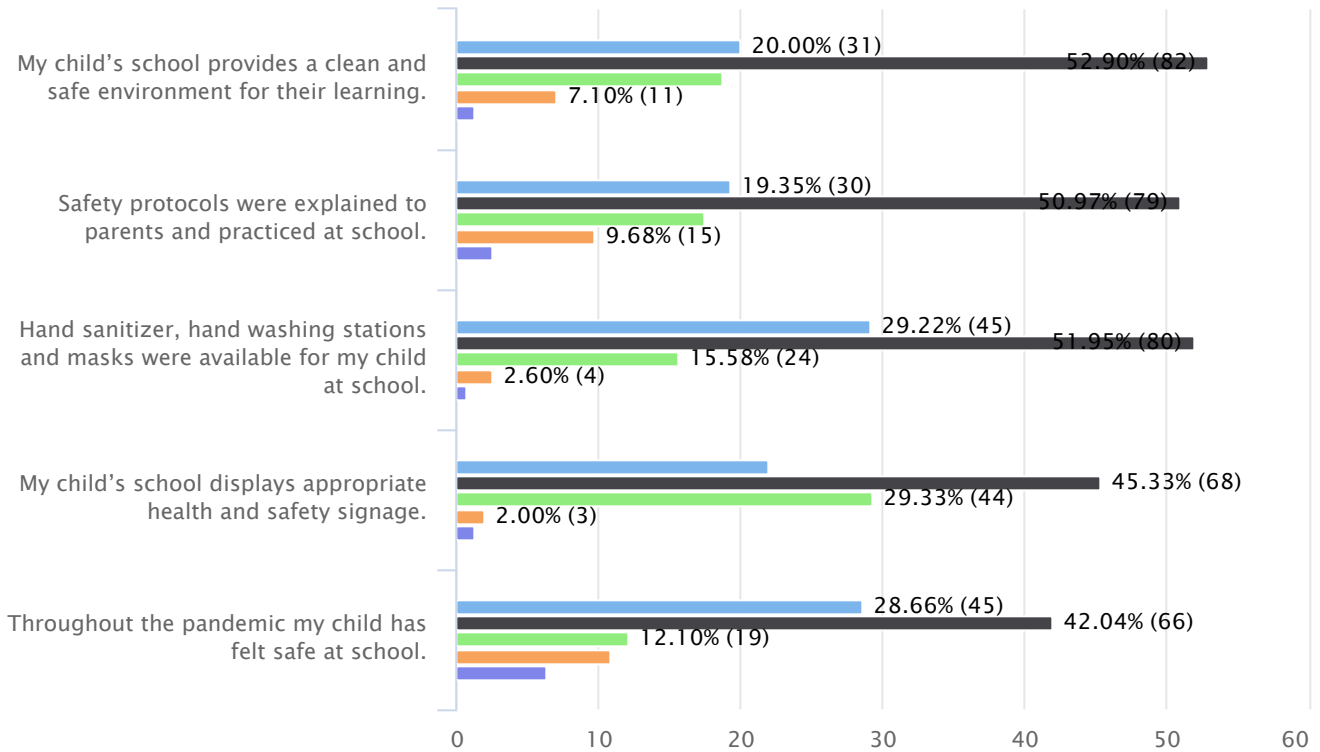
Choice	Count
Airport	1.78% 3
Arden	3.55% 6
Aspen	2.96% 5
Brooklyn	3.55% 6
Courtenay	1.78% 3
Cumberland	2.37% 4
Denman Island	1.78% 3
Ecole Puntledge	9.47% 16

<b>Ecole Robb Road</b>	13.61% 23
<b>Georges P. Vanier</b>	7.10% 12
<b>Glacier View</b>	1.78% 3
<b>Highland</b>	2.96% 5
<b>Hornby Island</b>	1.78% 3
<b>Huband Park</b>	1.78% 3
<b>Lake Trail</b>	1.78% 3
<b>Maintenance/Operations/IT</b>	1.18% 2
<b>Mark R. Isfeld</b>	100.00% 169
<b>Miracle Beach</b>	2.37% 4
<b>Nala'atsi/Indigenous Education</b>	1.18% 2
<b>NIDES/Navigate</b>	8.28% 14
<b>Queneesh</b>	4.73% 8
<b>Royston</b>	3.55% 6
<b>School Board Office</b>	1.18% 2
<b>Student Services</b>	2.37% 4
<b>Valley View</b>	8.88% 15
<b>Total</b>	<b>100%</b> <b>169</b>

# Parent/Guardian Survey Questions

## Health and Safety

Respondents: 157

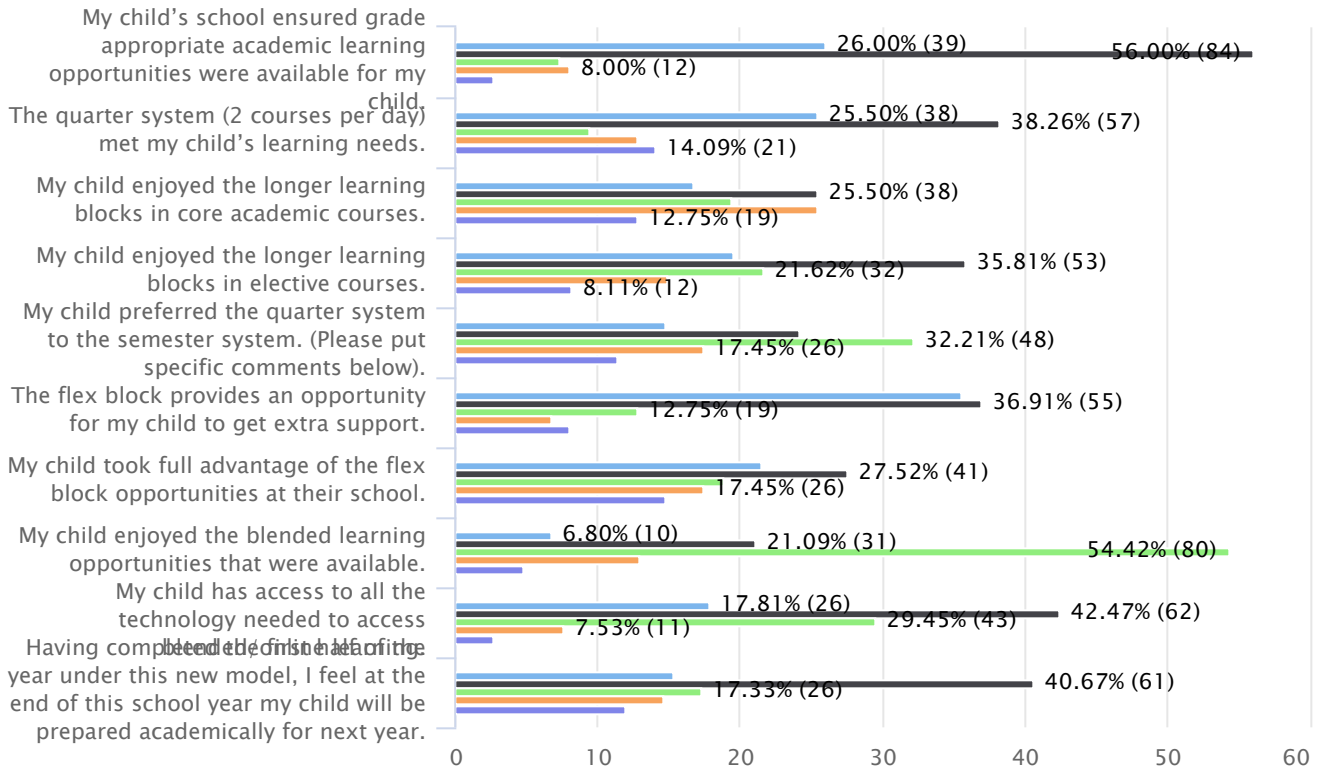


Questions	Strongly agree	Agree	Neutral	Disagree	Strongly disagree	Total
<b>My child's school provides a clean and safe environment for their learning.</b>	20.00% 31	52.90% 82	18.71% 29	7.10% 11	1.29% 2	<b>100%</b> <b>155</b>
<b>Safety protocols were explained to parents and practiced at school.</b>	19.35% 30	50.97% 79	17.42% 27	9.68% 15	2.58% 4	<b>100%</b> <b>155</b>
<b>Hand sanitizer, hand washing stations and masks were available for my child at school.</b>	29.22% 45	51.95% 80	15.58% 24	2.60% 4	0.65% 1	<b>100%</b> <b>154</b>
<b>My child's school displays appropriate health and safety signage.</b>	22.00% 33	45.33% 68	29.33% 44	2.00% 3	1.33% 2	<b>100%</b> <b>150</b>
<b>Throughout the pandemic my child has felt safe at school.</b>	28.66% 45	42.04% 66	12.10% 19	10.83% 17	6.37% 10	<b>100%</b> <b>157</b>
<b>Total</b>	- <b>184</b>	- <b>375</b>	- <b>143</b>	- <b>50</b>	- <b>19</b>	- <b>-</b>

# Parent/Guardian Survey Questions

## Educational Experience (Secondary)

Respondents: 152

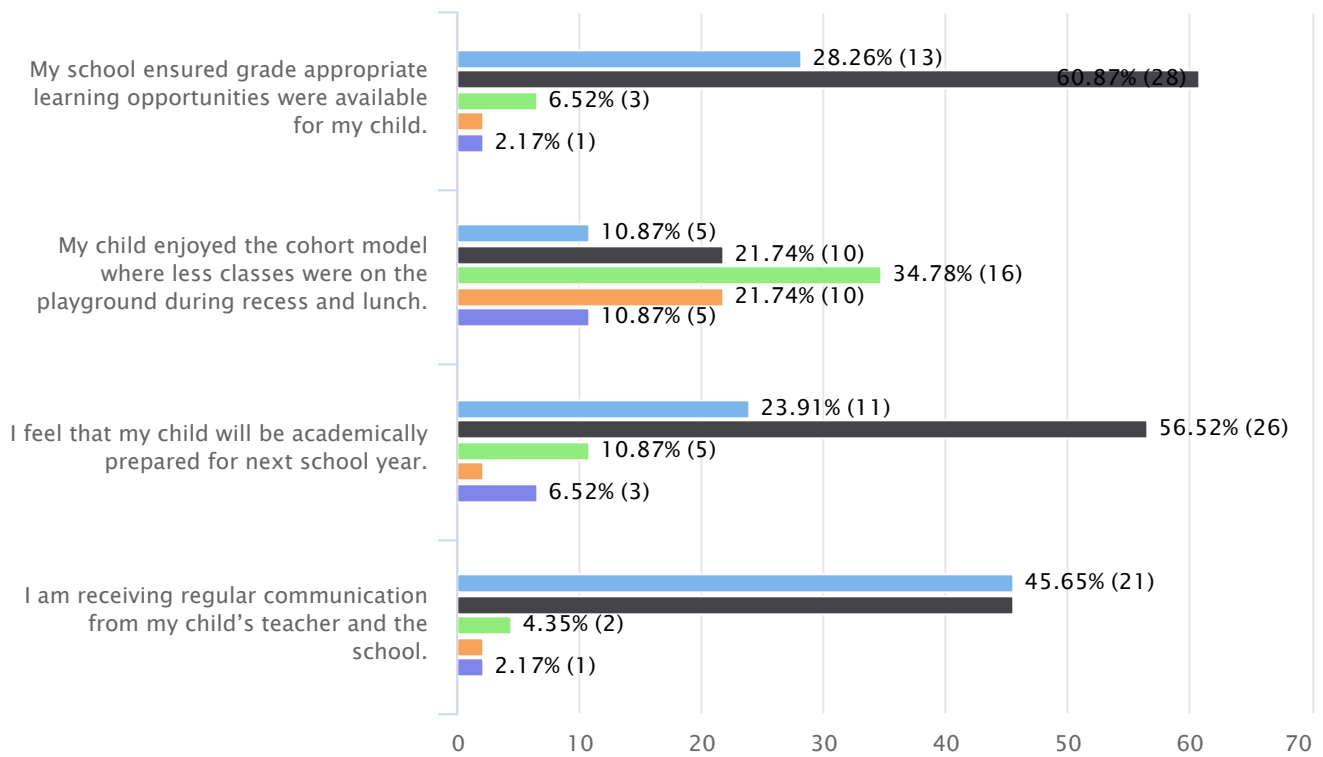


Questions	Strongly agree	Agree	Neutral	Disagree	Strongly disagree	Total
<b>My child's school ensured grade appropriate academic learning opportunities were available for my child.</b>	26.00% 39	56.00% 84	7.33% 11	8.00% 12	2.67% 4	<b>100% 150</b>
<b>The quarter system (2 courses per day) met my child's learning needs.</b>	25.50% 38	38.26% 57	9.40% 14	12.75% 19	14.09% 21	<b>100% 149</b>
<b>My child enjoyed the longer learning blocks in core academic courses.</b>	16.78% 25	25.50% 38	19.46% 29	25.50% 38	12.75% 19	<b>100% 149</b>
<b>My child enjoyed the longer learning blocks in elective courses.</b>	19.59% 29	35.81% 53	21.62% 32	14.86% 22	8.11% 12	<b>100% 148</b>
<b>My child preferred the quarter system to the semester system. (Please put specific comments below).</b>	14.77% 22	24.16% 36	32.21% 48	17.45% 26	11.41% 17	<b>100% 149</b>
<b>The flex block provides an opportunity for my child to get extra support.</b>	35.57% 53	36.91% 55	12.75% 19	6.71% 10	8.05% 12	<b>100% 149</b>

<b>My child took full advantage of the flex block opportunities at their school.</b>	21.48% 32	27.52% 41	18.79% 28	17.45% 26	14.77% 22	<b>100%</b> <b>149</b>
<b>My child enjoyed the blended learning opportunities that were available.</b>	6.80% 10	21.09% 31	54.42% 80	12.93% 19	4.76% 7	<b>100%</b> <b>147</b>
<b>My child has access to all the technology needed to access blended/online learning.</b>	17.81% 26	42.47% 62	29.45% 43	7.53% 11	2.74% 4	<b>100%</b> <b>146</b>
<b>Having completed the first half of the year under this new model, I feel at the end of this school year my child will be prepared academically for next year.</b>	15.33% 23	40.67% 61	17.33% 26	14.67% 22	12.00% 18	<b>100%</b> <b>150</b>
<b>Total</b>	- <b>297</b>	- <b>518</b>	- <b>330</b>	- <b>205</b>	- <b>136</b>	- <b>-</b>

### Educational Experience (Elementary)

Respondents: 46



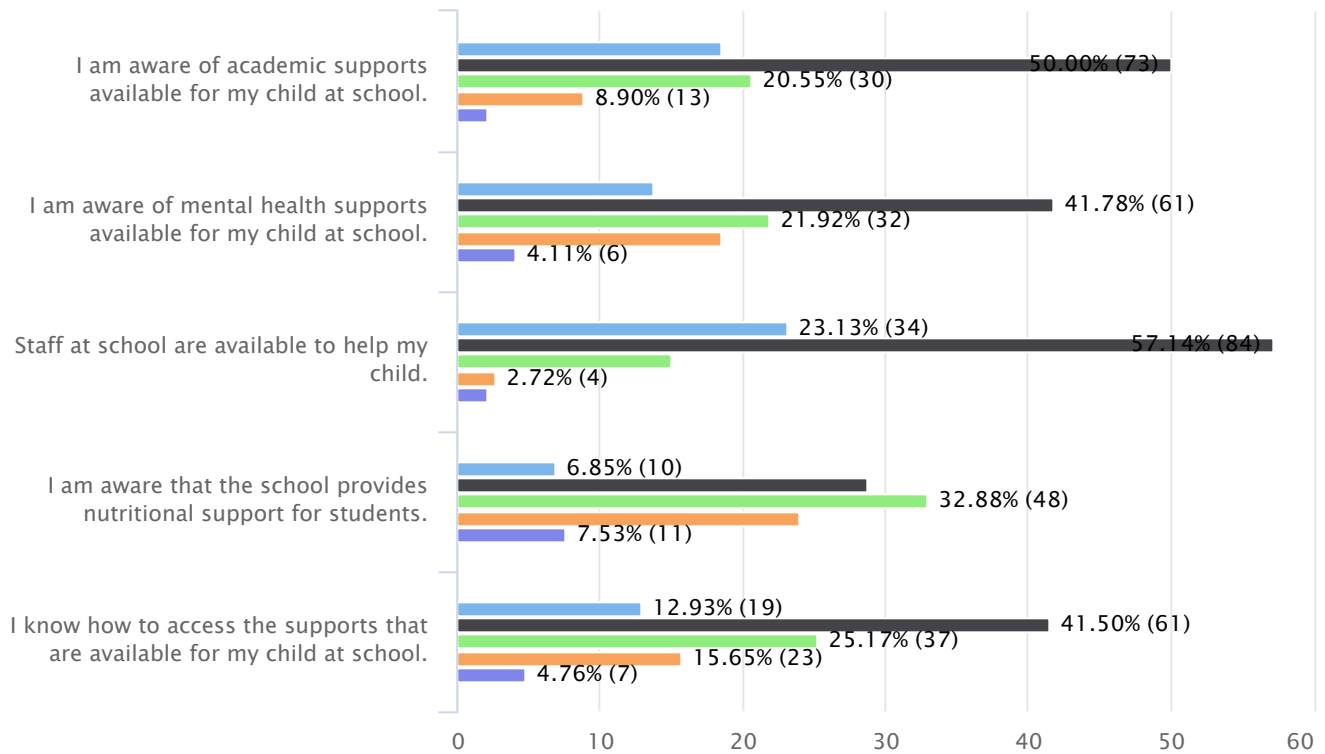
Questions	Strongly agree	Agree	Neutral	Disagree	Strongly disagree	Total
<b>My school ensured grade appropriate learning opportunities were available for my child.</b>	28.26% 13	60.87% 28	6.52% 3	2.17% 1	2.17% 1	<b>100% 46</b>
<b>My child enjoyed the cohort model where less classes were on the playground during recess and lunch.</b>	10.87% 5	21.74% 10	34.78% 16	21.74% 10	10.87% 5	<b>100% 46</b>
<b>I feel that my child will be academically prepared for next school year.</b>	23.91% 11	56.52% 26	10.87% 5	2.17% 1	6.52% 3	<b>100% 46</b>
<b>I am receiving regular communication from my child's teacher and the school.</b>	45.65% 21	45.65% 21	4.35% 2	2.17% 1	2.17% 1	<b>100% 46</b>
<b>Total</b>	- <b>50</b>	- <b>85</b>	- <b>26</b>	- <b>13</b>	- <b>10</b>	- <b>-</b>



# Parent/Guardian Survey Questions

## Supports

Respondents: 147

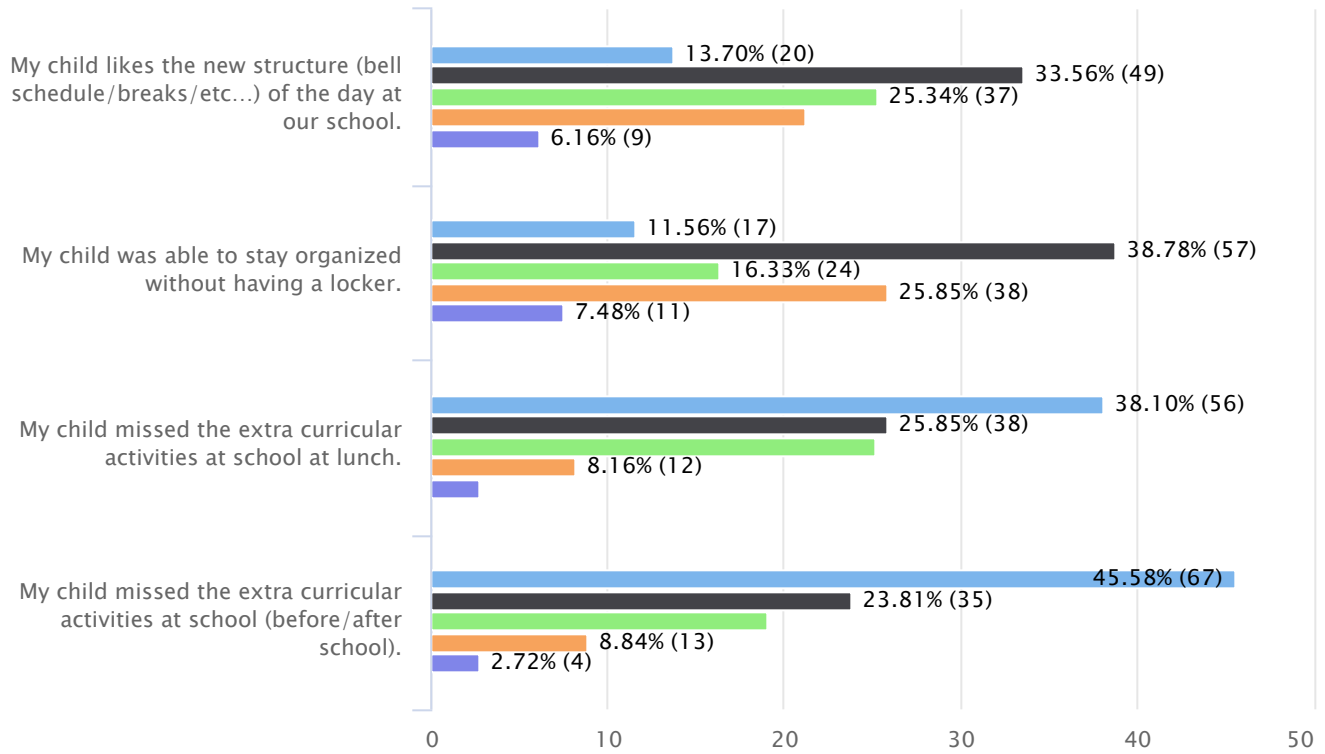


Questions	Strongly agree	Agree	Neutral	Disagree	Strongly disagree	Total
<b>I am aware of academic supports available for my child at school.</b>	18.49% 27	50.00% 73	20.55% 30	8.90% 13	2.05% 3	<b>100% 146</b>
<b>I am aware of mental health supports available for my child at school.</b>	13.70% 20	41.78% 61	21.92% 32	18.49% 27	4.11% 6	<b>100% 146</b>
<b>Staff at school are available to help my child.</b>	23.13% 34	57.14% 84	14.97% 22	2.72% 4	2.04% 3	<b>100% 147</b>
<b>I am aware that the school provides nutritional support for students.</b>	6.85% 10	28.77% 42	32.88% 48	23.97% 35	7.53% 11	<b>100% 146</b>
<b>I know how to access the supports that are available for my child at school.</b>	12.93% 19	41.50% 61	25.17% 37	15.65% 23	4.76% 7	<b>100% 147</b>
<b>Total</b>	- <b>110</b>	- <b>321</b>	- <b>169</b>	- <b>102</b>	- <b>30</b>	- <b>-</b>

# Parent/Guardian Survey Questions

## Structures (Secondary)

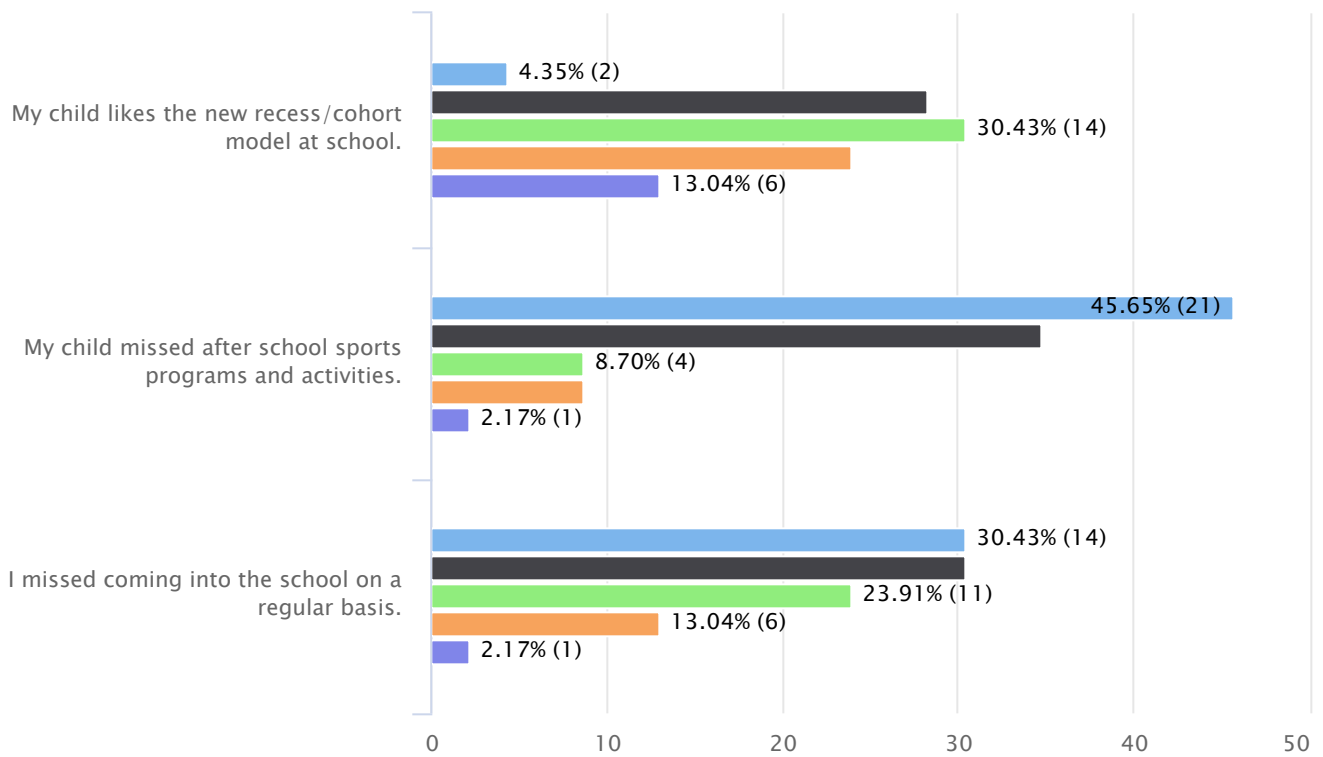
Respondents: 147



Questions	Strongly agree	Agree	Neutral	Disagree	Strongly disagree	Total
<b>My child likes the new structure (bell schedule/breaks/etc...) of the day at our school.</b>	13.70% 20	33.56% 49	25.34% 37	21.23% 31	6.16% 9	<b>100%</b> <b>146</b>
<b>My child was able to stay organized without having a locker.</b>	11.56% 17	38.78% 57	16.33% 24	25.85% 38	7.48% 11	<b>100%</b> <b>147</b>
<b>My child missed the extra curricular activities at school at lunch.</b>	38.10% 56	25.85% 38	25.17% 37	8.16% 12	2.72% 4	<b>100%</b> <b>147</b>
<b>My child missed the extra curricular activities at school (before/after school).</b>	45.58% 67	23.81% 35	19.05% 28	8.84% 13	2.72% 4	<b>100%</b> <b>147</b>
<b>Total</b>	- <b>160</b>	- <b>179</b>	- <b>126</b>	- <b>94</b>	- <b>28</b>	- <b>-</b>

### Structures (Elementary)

Respondents: 46

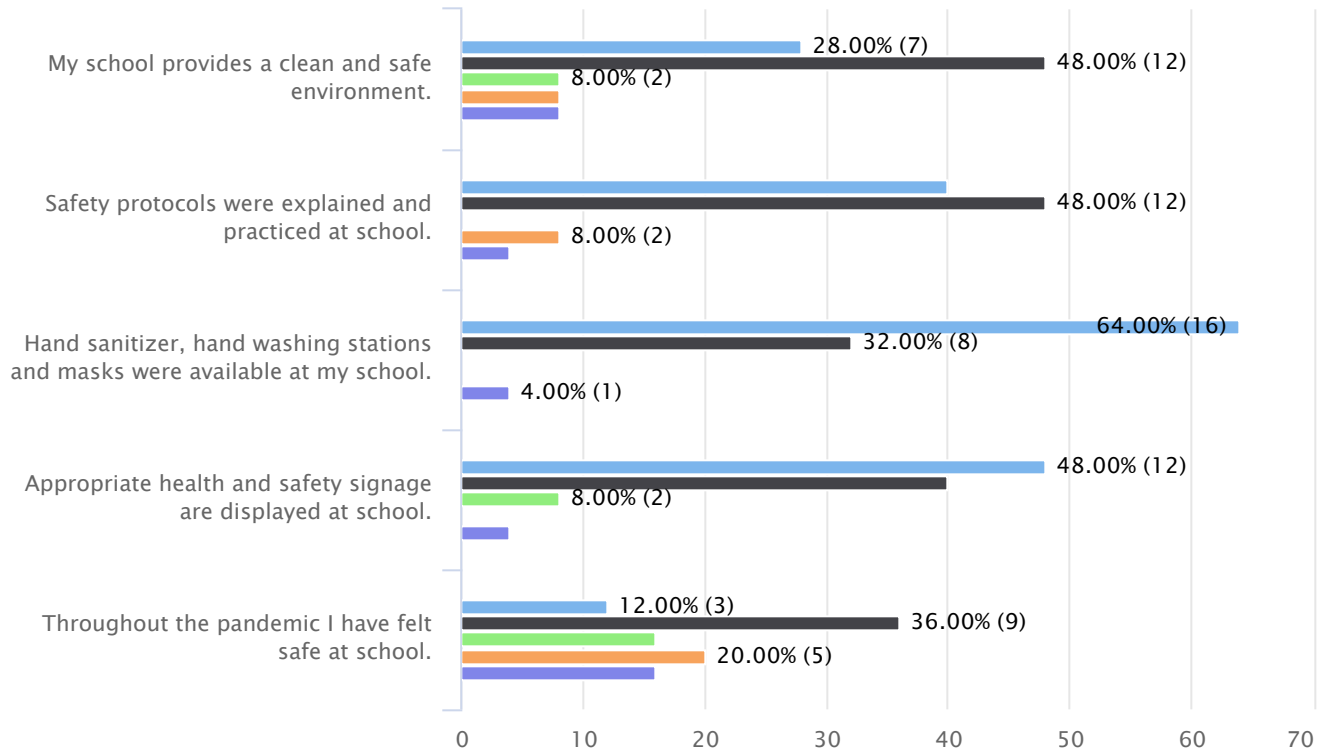


Questions	Strongly agree	Agree	Neutral	Disagree	Strongly disagree	Total
<b>My child likes the new recess/cohort model at school.</b>	4.35% 2	28.26% 13	30.43% 14	23.91% 11	13.04% 6	<b>100% 46</b>
<b>My child missed after school sports programs and activities.</b>	45.65% 21	34.78% 16	8.70% 4	8.70% 4	2.17% 1	<b>100% 46</b>
<b>I missed coming into the school on a regular basis.</b>	30.43% 14	30.43% 14	23.91% 11	13.04% 6	2.17% 1	<b>100% 46</b>
<b>Total</b>	- <b>37</b>	- <b>43</b>	- <b>29</b>	- <b>21</b>	- <b>8</b>	- <b>-</b>

# Staff Survey Questions

## Health and Safety

Respondents: 25

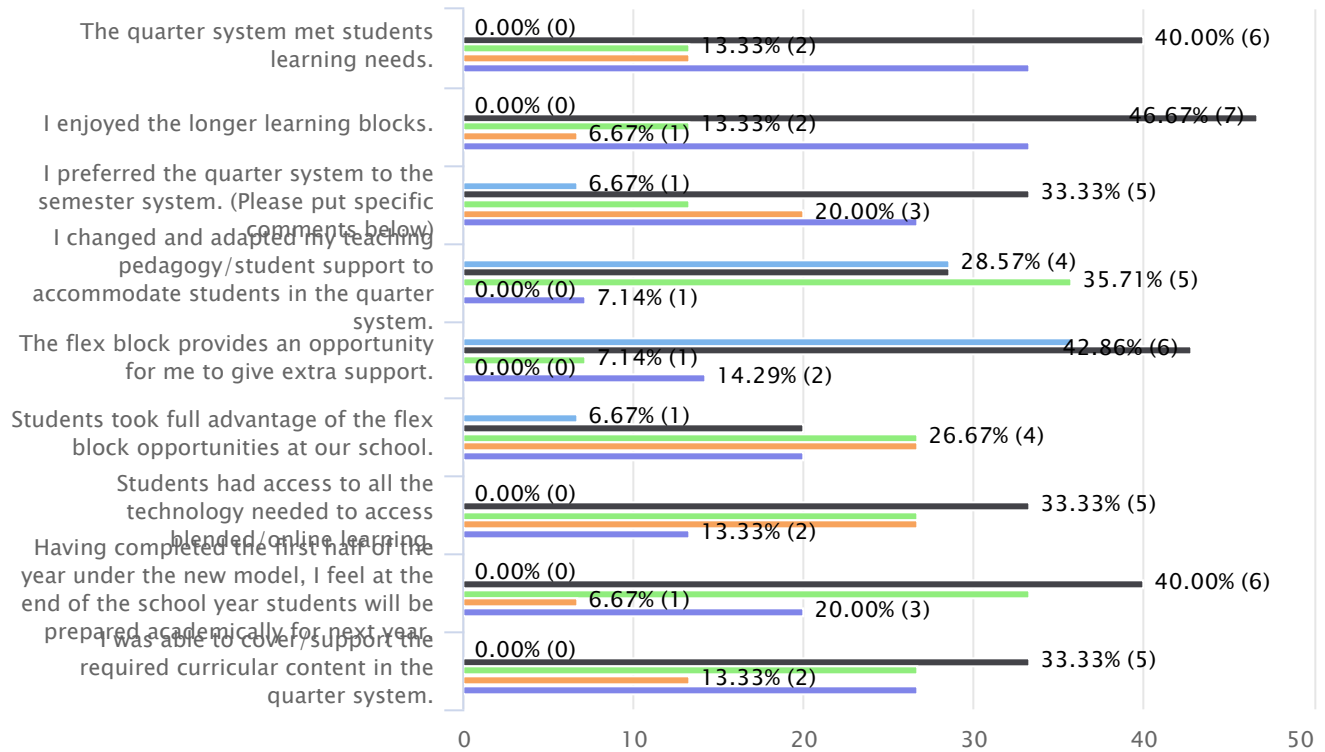


Questions	Strongly agree	Agree	Neutral	Disagree	Strongly disagree	Total
<b>My school provides a clean and safe environment.</b>	28.00% 7	48.00% 12	8.00% 2	8.00% 2	8.00% 2	<b>100% 25</b>
<b>Safety protocols were explained and practiced at school.</b>	40.00% 10	48.00% 12	0.00% 0	8.00% 2	4.00% 1	<b>100% 25</b>
<b>Hand sanitizer, hand washing stations and masks were available at my school.</b>	64.00% 16	32.00% 8	0.00% 0	0.00% 0	4.00% 1	<b>100% 25</b>
<b>Appropriate health and safety signage are displayed at school.</b>	48.00% 12	40.00% 10	8.00% 2	0.00% 0	4.00% 1	<b>100% 25</b>
<b>Throughout the pandemic I have felt safe at school.</b>	12.00% 3	36.00% 9	16.00% 4	20.00% 5	16.00% 4	<b>100% 25</b>
<b>Total</b>	- <b>48</b>	- <b>51</b>	- <b>8</b>	- <b>9</b>	- <b>9</b>	- <b>-</b>

# Staff Survey Questions

## Educational Experience (Secondary)

Respondents: 15

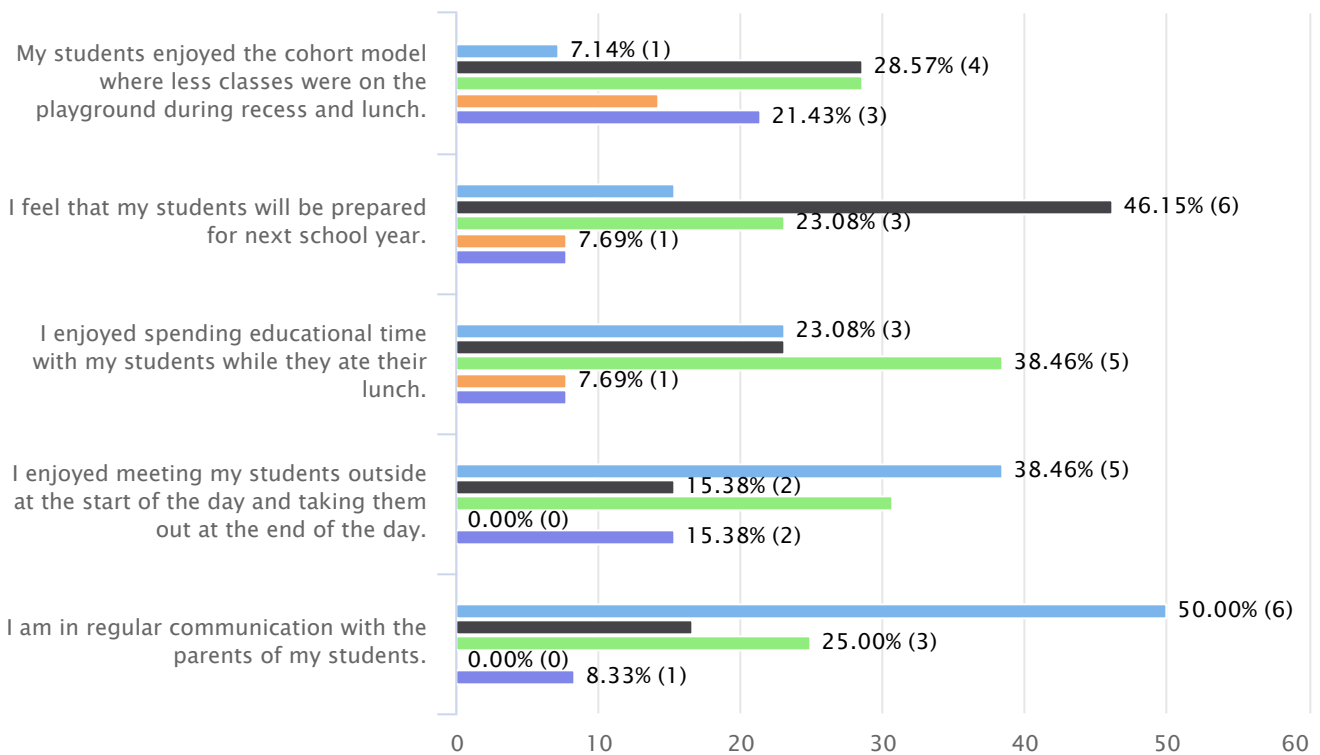


Questions	Strongly agree	Agree	Neutral	Disagree	Strongly disagree	Total
<b>The quarter system met students learning needs.</b>	0.00% 0	40.00% 6	13.33% 2	13.33% 2	33.33% 5	<b>100% 15</b>
<b>I enjoyed the longer learning blocks.</b>	0.00% 0	46.67% 7	13.33% 2	6.67% 1	33.33% 5	<b>100% 15</b>
<b>I preferred the quarter system to the semester system. (Please put specific comments below)</b>	6.67% 1	33.33% 5	13.33% 2	20.00% 3	26.67% 4	<b>100% 15</b>
<b>I changed and adapted my teaching pedagogy/student support to accommodate students in the quarter system.</b>	28.57% 4	28.57% 4	35.71% 5	0.00% 0	7.14% 1	<b>100% 14</b>
<b>The flex block provides an opportunity for me to give extra support.</b>	35.71% 5	42.86% 6	7.14% 1	0.00% 0	14.29% 2	<b>100% 14</b>
<b>Students took full advantage of the flex block opportunities at our school.</b>	6.67% 1	20.00% 3	26.67% 4	26.67% 4	20.00% 3	<b>100% 15</b>

<b>Students had access to all the technology needed to access blended/online learning.</b>	0.00% 0	33.33% 5	26.67% 4	26.67% 4	13.33% 2	<b>100%</b> <b>15</b>
<b>Having completed the first half of the year under the new model, I feel at the end of the school year students will be prepared academically for next year.</b>	0.00% 0	40.00% 6	33.33% 5	6.67% 1	20.00% 3	<b>100%</b> <b>15</b>
<b>I was able to cover/support the required curricular content in the quarter system.</b>	0.00% 0	33.33% 5	26.67% 4	13.33% 2	26.67% 4	<b>100%</b> <b>15</b>
<b>Total</b>	- <b>11</b>	- <b>47</b>	- <b>29</b>	- <b>17</b>	- <b>29</b>	- <b>-</b>

### Educational Experience (Elementary)

Respondents: 14

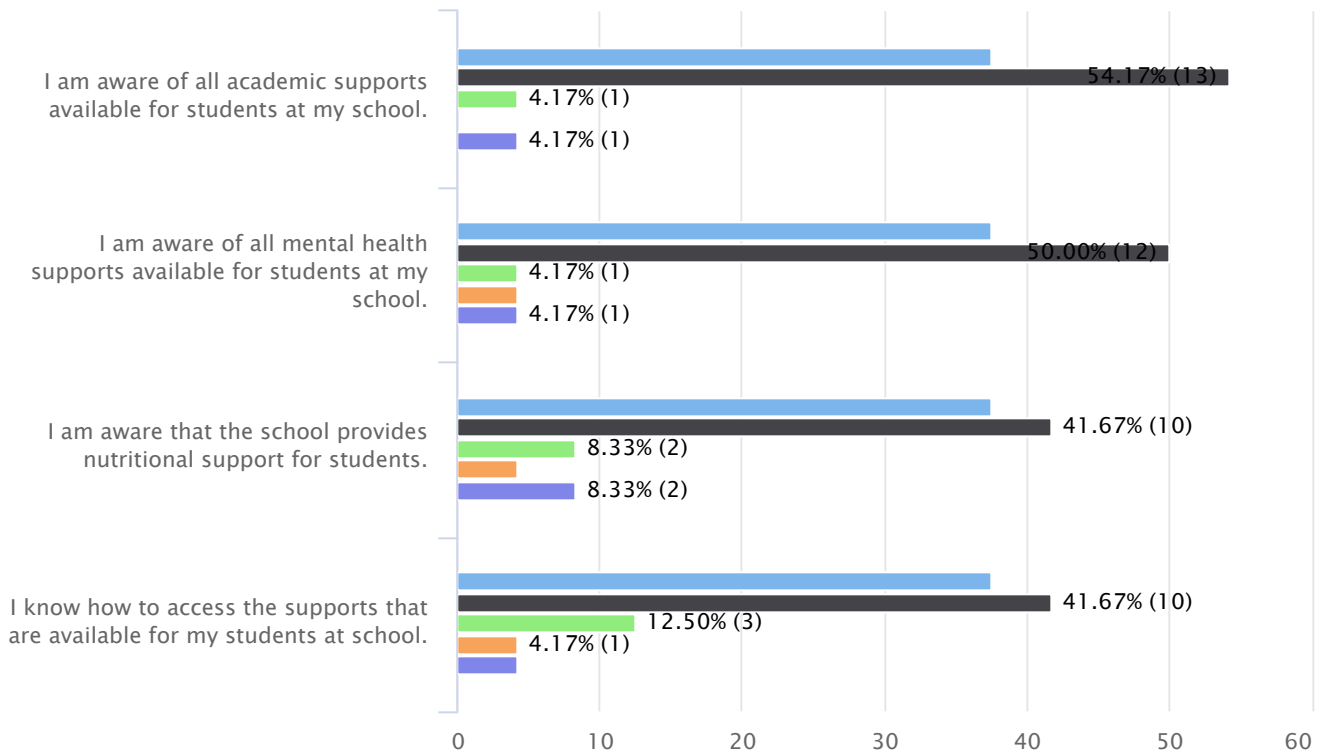


Questions	Strongly agree	Agree	Neutral	Disagree	Strongly disagree	Total
<b>My students enjoyed the cohort model where less classes were on the playground during recess and lunch.</b>	7.14% 1	28.57% 4	28.57% 4	14.29% 2	21.43% 3	<b>100% 14</b>
<b>I feel that my students will be prepared for next school year.</b>	15.38% 2	46.15% 6	23.08% 3	7.69% 1	7.69% 1	<b>100% 13</b>
<b>I enjoyed spending educational time with my students while they ate their lunch.</b>	23.08% 3	23.08% 3	38.46% 5	7.69% 1	7.69% 1	<b>100% 13</b>
<b>I enjoyed meeting my students outside at the start of the day and taking them out at the end of the day.</b>	38.46% 5	15.38% 2	30.77% 4	0.00% 0	15.38% 2	<b>100% 13</b>
<b>I am in regular communication with the parents of my students.</b>	50.00% 6	16.67% 2	25.00% 3	0.00% 0	8.33% 1	<b>100% 12</b>
<b>Total</b>	- <b>17</b>	- <b>17</b>	- <b>19</b>	- <b>4</b>	- <b>8</b>	- <b>-</b>

# Staff Survey Questions

## Supports

Respondents: 24



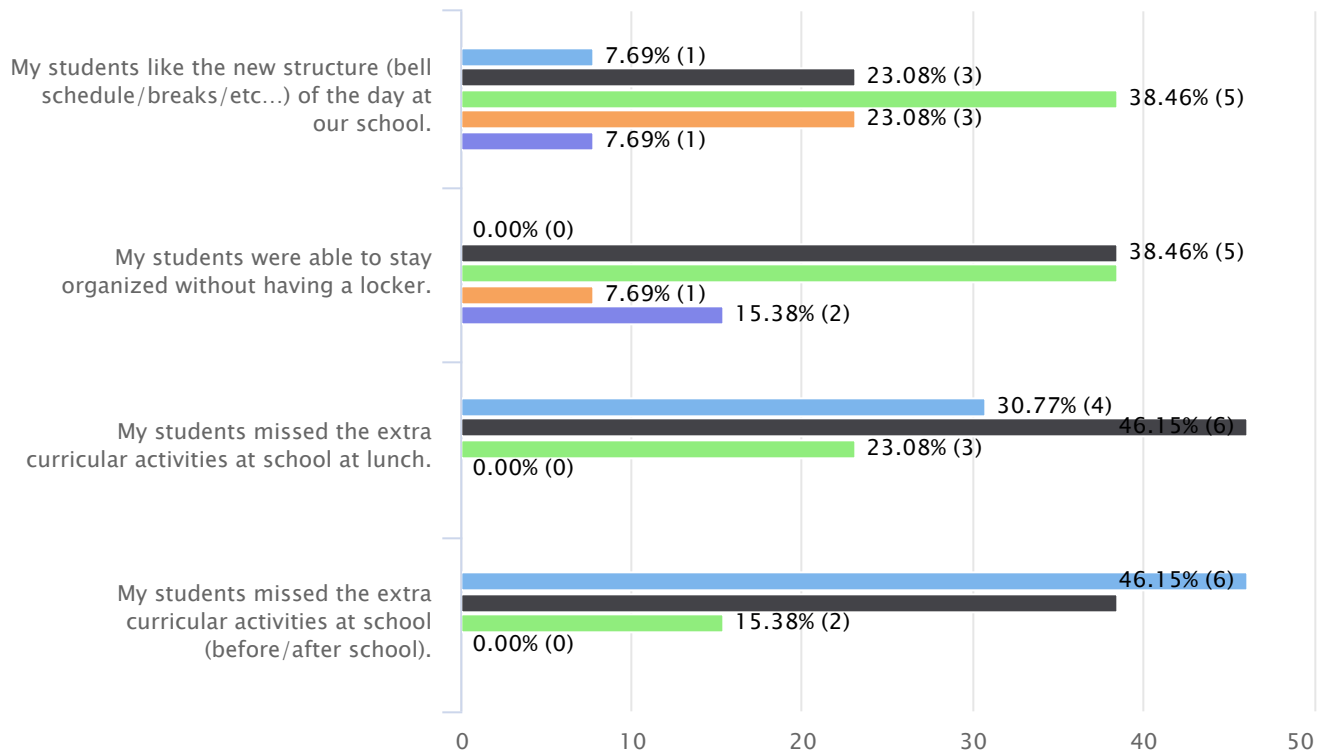
Questions	Strongly agree	Agree	Neutral	Disagree	Strongly disagree	Total
<b>I am aware of all academic supports available for students at my school.</b>	37.50% 9	54.17% 13	4.17% 1	0.00% 0	4.17% 1	<b>100% 24</b>
<b>I am aware of all mental health supports available for students at my school.</b>	37.50% 9	50.00% 12	4.17% 1	4.17% 1	4.17% 1	<b>100% 24</b>
<b>I am aware that the school provides nutritional support for students.</b>	37.50% 9	41.67% 10	8.33% 2	4.17% 1	8.33% 2	<b>100% 24</b>
<b>I know how to access the supports that are available for my students at school.</b>	37.50% 9	41.67% 10	12.50% 3	4.17% 1	4.17% 1	<b>100% 24</b>
<b>Total</b>	- <b>36</b>	- <b>45</b>	- <b>7</b>	- <b>3</b>	- <b>5</b>	- <b>-</b>



# Staff Survey Questions

## Structures (Secondary)

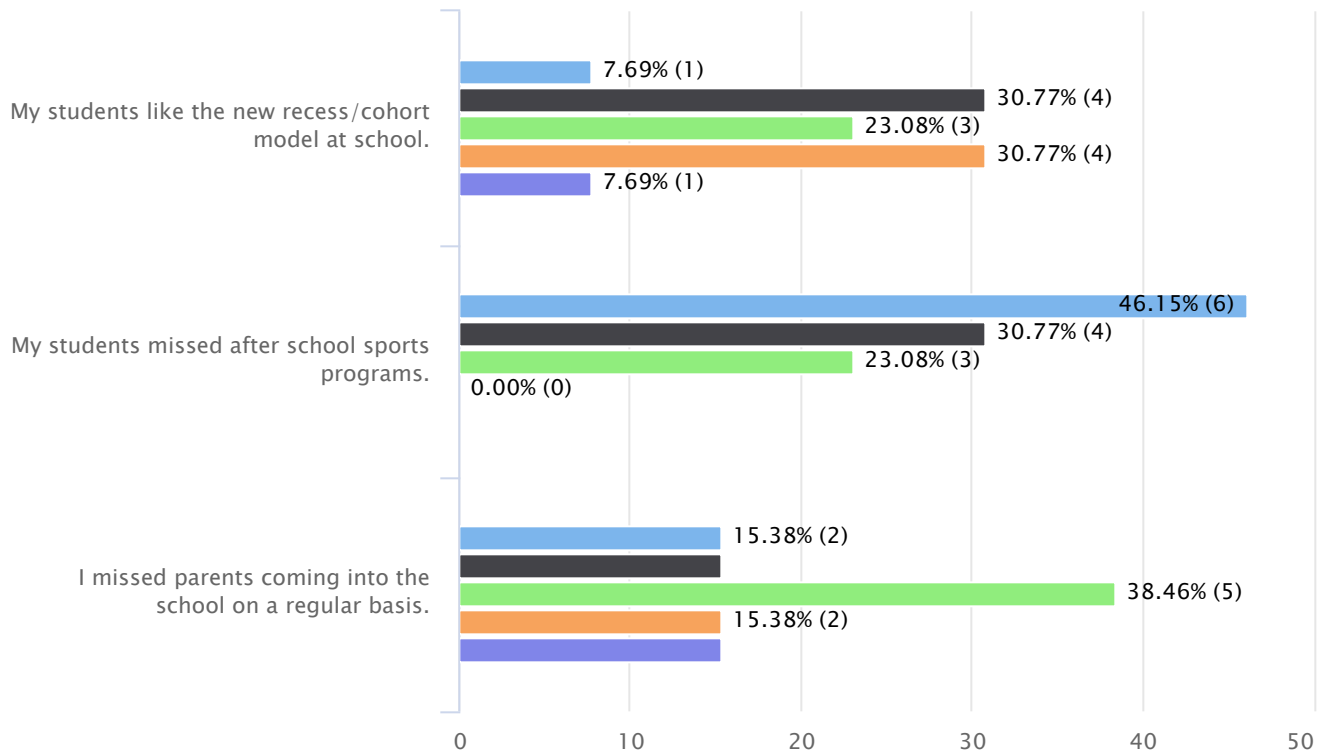
Respondents: 13



Questions	Strongly agree	Agree	Neutral	Disagree	Strongly disagree	Total
<b>My students like the new structure (bell schedule/breaks/etc...) of the day at our school.</b>	7.69% 1	23.08% 3	38.46% 5	23.08% 3	7.69% 1	<b>100% 13</b>
<b>My students were able to stay organized without having a locker.</b>	0.00% 0	38.46% 5	38.46% 5	7.69% 1	15.38% 2	<b>100% 13</b>
<b>My students missed the extra curricular activities at school at lunch.</b>	30.77% 4	46.15% 6	23.08% 3	0.00% 0	0.00% 0	<b>100% 13</b>
<b>My students missed the extra curricular activities at school (before/after school).</b>	46.15% 6	38.46% 5	15.38% 2	0.00% 0	0.00% 0	<b>100% 13</b>
<b>Total</b>	- <b>11</b>	- <b>19</b>	- <b>15</b>	- <b>4</b>	- <b>3</b>	- <b>-</b>

### Structures (Elementary)

Respondents: 13



Questions	Strongly agree	Agree	Neutral	Disagree	Strongly disagree	Total
<b>My students like the new recess/cohort model at school.</b>	7.69% 1	30.77% 4	23.08% 3	30.77% 4	7.69% 1	<b>100%</b> <b>13</b>
<b>My students missed after school sports programs.</b>	46.15% 6	30.77% 4	23.08% 3	0.00% 0	0.00% 0	<b>100%</b> <b>13</b>
<b>I missed parents coming into the school on a regular basis.</b>	15.38% 2	15.38% 2	38.46% 5	15.38% 2	15.38% 2	<b>100%</b> <b>13</b>
<b>Total</b>	- <b>9</b>	- <b>10</b>	- <b>11</b>	- <b>6</b>	- <b>3</b>	- <b>-</b>

Student Survey Questions

Student Survey Questions

Student Survey Questions

Student Survey Questions

2/19/2021 12:21:07 PM