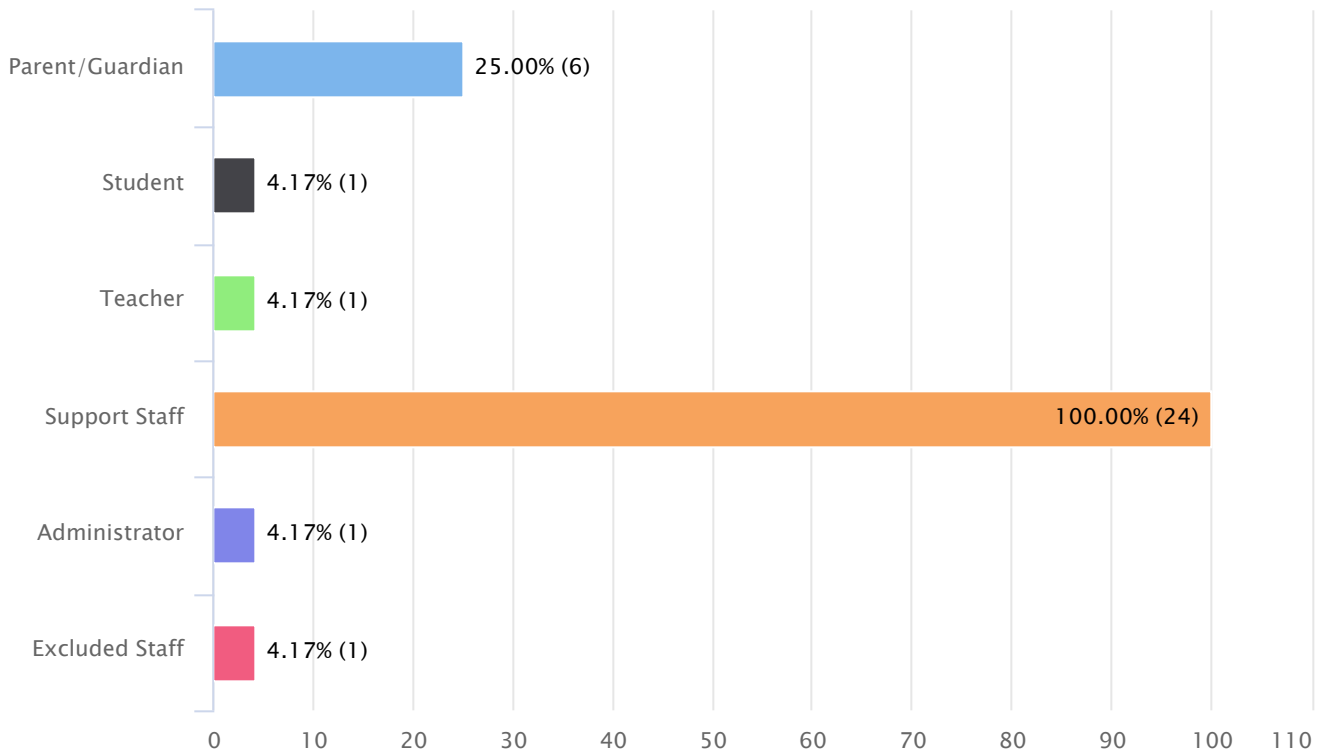


Support Staff School

2020-2021 School Year Survey

Please identify yourself checking all the terms below that apply to you:

Respondents: 24

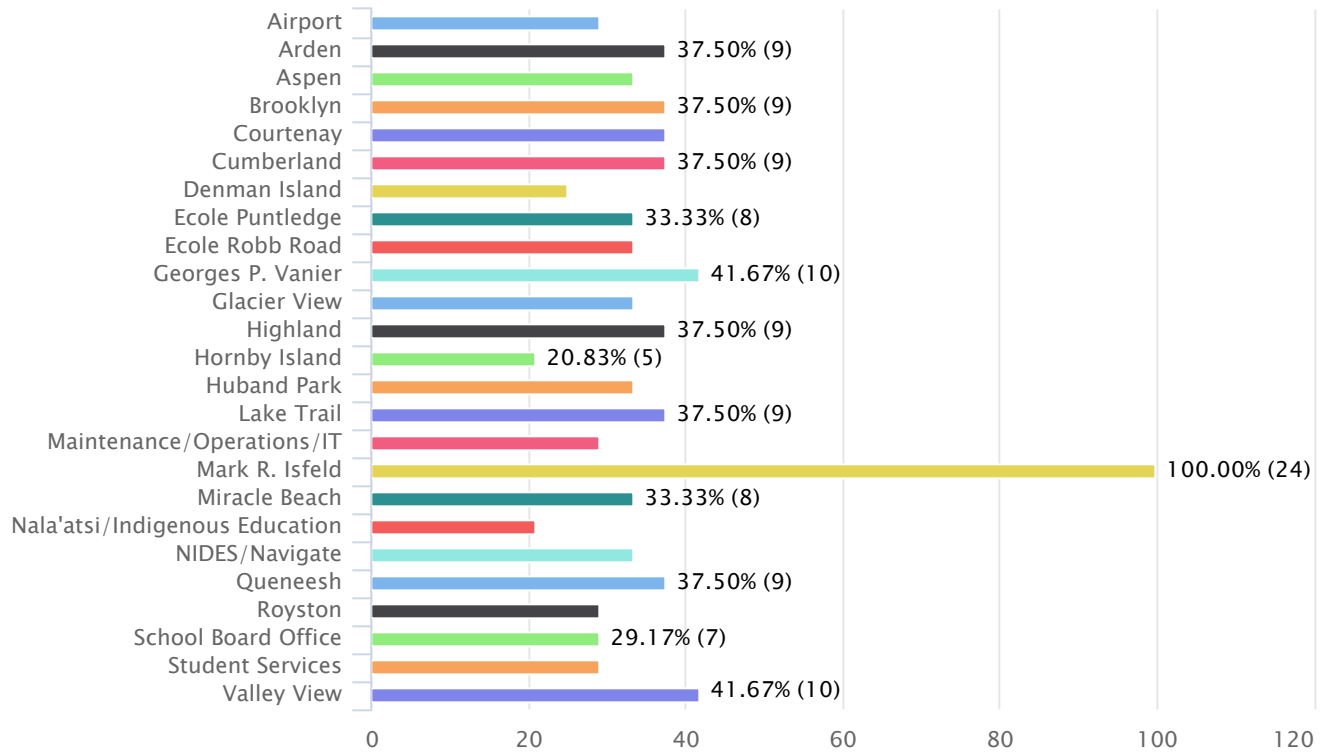


Choice	Count
Parent/Guardian	25.00% 6
Student	4.17% 1
Teacher	4.17% 1
Support Staff	100.00% 24

Administrator	4.17%
	1
Excluded Staff	4.17%
	1
Total	100%
	24

Please identify which school(s) you attend, work at and/or have a child/children attending:

Respondents: 24



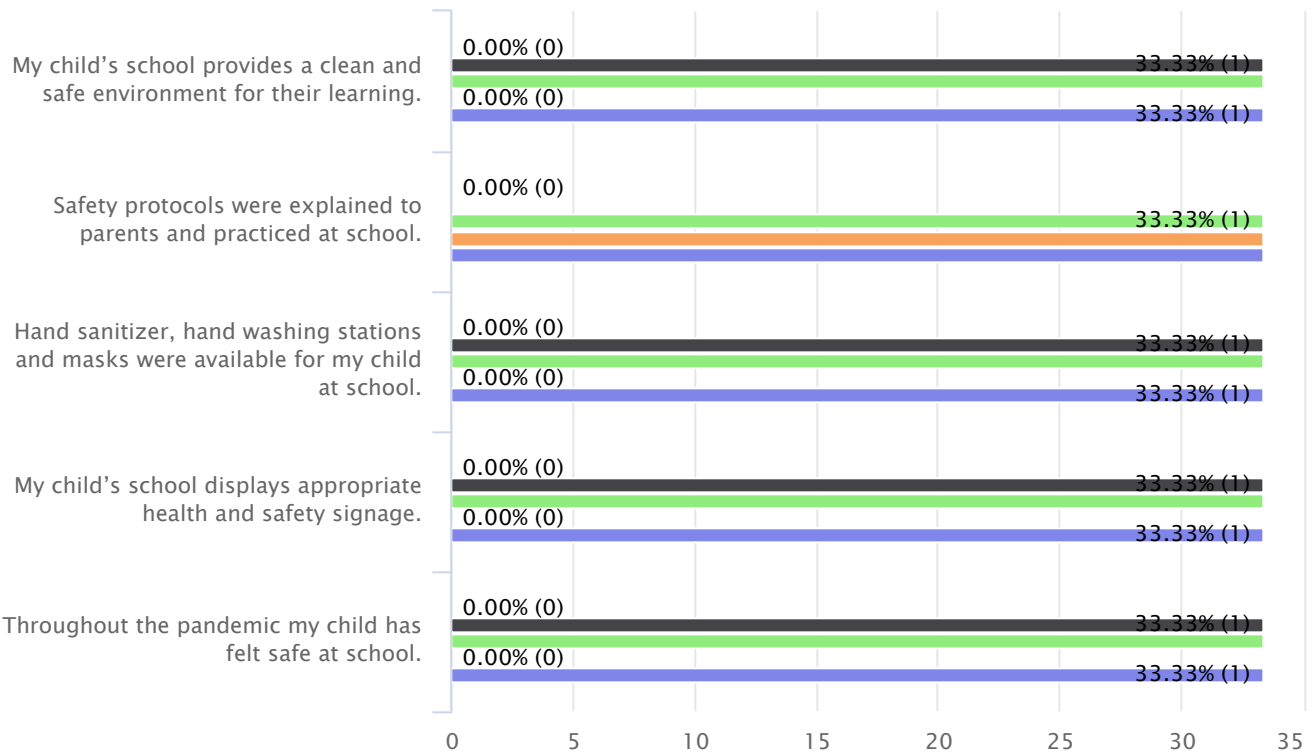
Choice	Count
Airport	29.17% 7
Arden	37.50% 9
Aspen	33.33% 8
Brooklyn	37.50% 9
Courtenay	37.50% 9
Cumberland	37.50% 9
Denman Island	25.00% 6
Ecole Puntledge	33.33% 8

Ecole Robb Road	33.33%
	8
Georges P. Vanier	41.67%
	10
Glacier View	33.33%
	8
Highland	37.50%
	9
Hornby Island	20.83%
	5
Huband Park	33.33%
	8
Lake Trail	37.50%
	9
Maintenance/Operations/IT	29.17%
	7
Mark R. Isfeld	100.00%
	24
Miracle Beach	33.33%
	8
Nala'atsi/Indigenous Education	20.83%
	5
NIDES/Navigate	33.33%
	8
Queneesh	37.50%
	9
Royston	29.17%
	7
School Board Office	29.17%
	7
Student Services	29.17%
	7
Valley View	41.67%
	10
Total	100%
	24

Parent/Guardian Survey Questions

Health and Safety

Respondents: 3

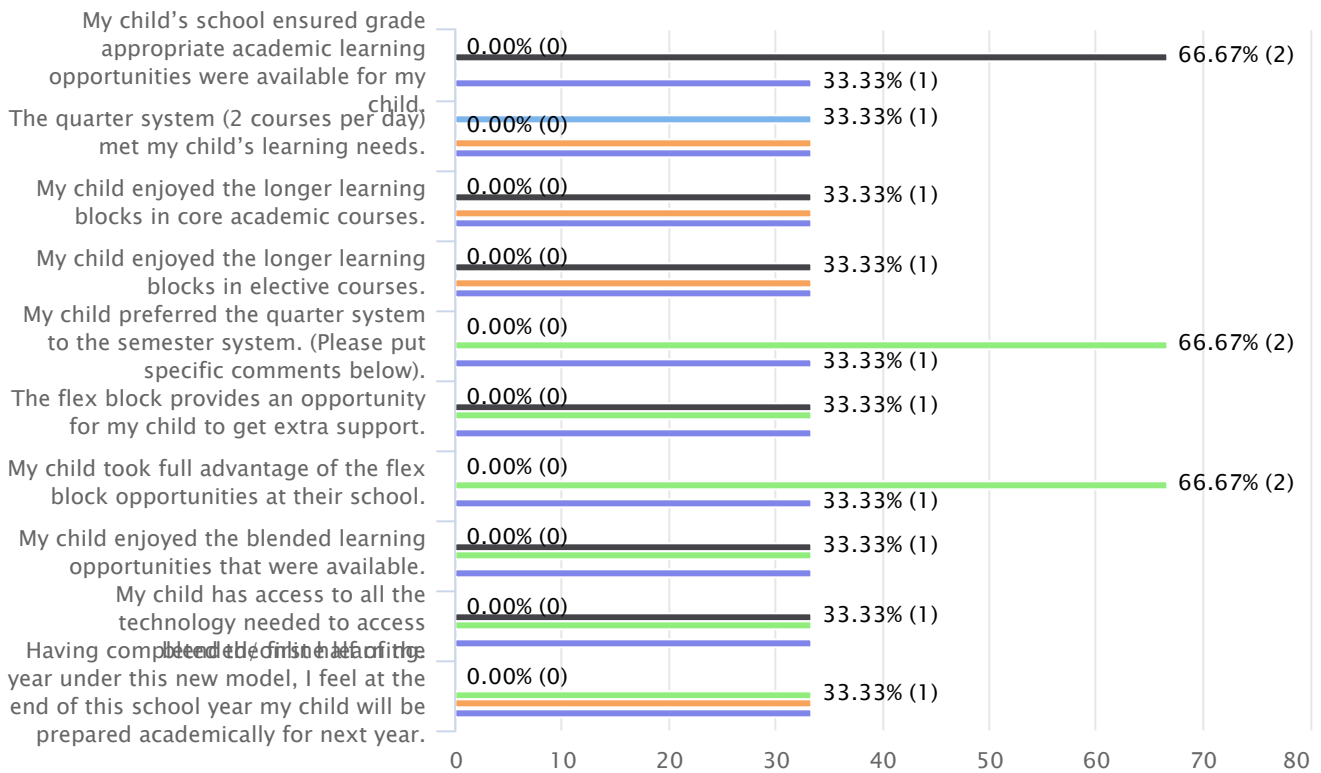


Questions	Strongly agree	Agree	Neutral	Disagree	Strongly disagree	Total
My child's school provides a clean and safe environment for their learning.	0.00% 0	33.33% 1	33.33% 1	0.00% 0	33.33% 1	100% 3
Safety protocols were explained to parents and practiced at school.	0.00% 0	0.00% 0	33.33% 1	33.33% 1	33.33% 1	100% 3
Hand sanitizer, hand washing stations and masks were available for my child at school.	0.00% 0	33.33% 1	33.33% 1	0.00% 0	33.33% 1	100% 3
My child's school displays appropriate health and safety signage.	0.00% 0	33.33% 1	33.33% 1	0.00% 0	33.33% 1	100% 3
Throughout the pandemic my child has felt safe at school.	0.00% 0	33.33% 1	33.33% 1	0.00% 0	33.33% 1	100% 3
Total	- 0	- 4	- 5	- 1	- 5	- -

Parent/Guardian Survey Questions

Educational Experience (Secondary)

Respondents: 3

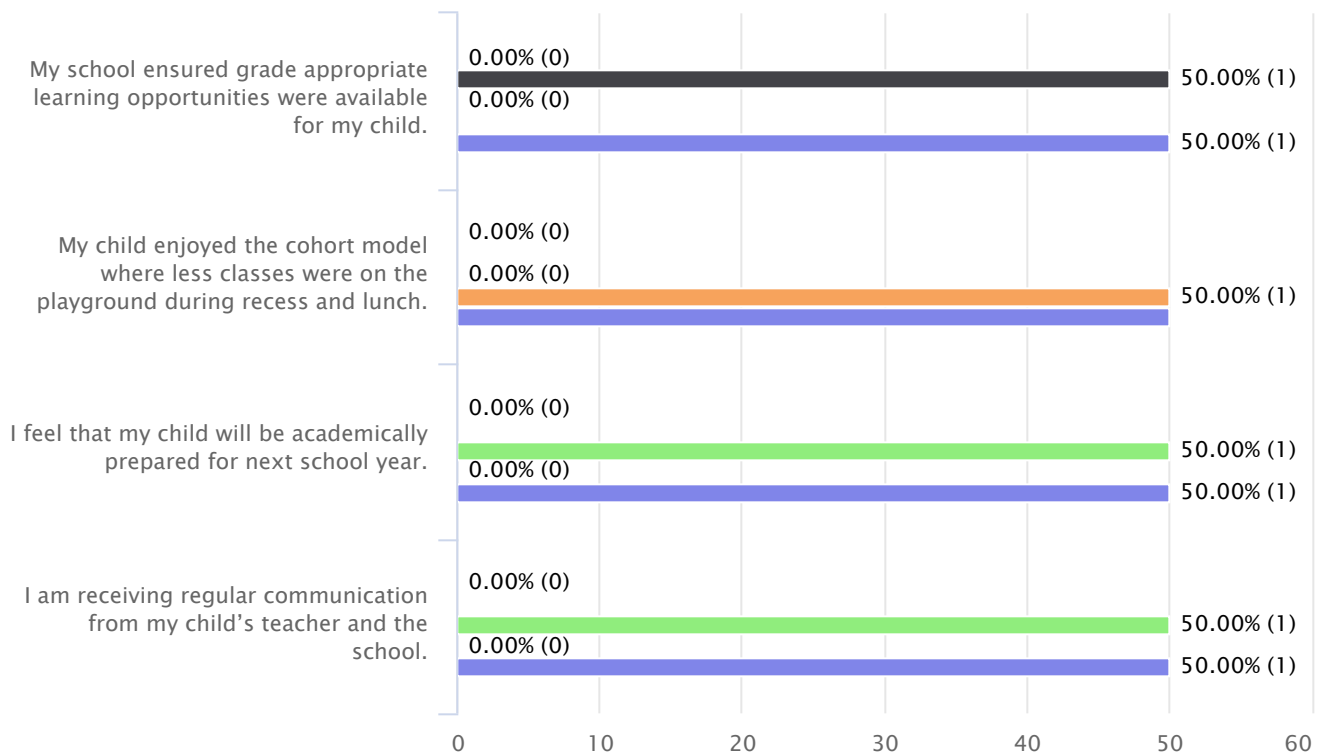


Questions	Strongly agree	Agree	Neutral	Disagree	Strongly disagree	Total
My child's school ensured grade appropriate academic learning opportunities were available for my child.	0.00% 0	66.67% 2	0.00% 0	0.00% 0	33.33% 1	100% 3
The quarter system (2 courses per day) met my child's learning needs.	33.33% 1	0.00% 0	0.00% 0	33.33% 1	33.33% 1	100% 3
My child enjoyed the longer learning blocks in core academic courses.	0.00% 0	33.33% 1	0.00% 0	33.33% 1	33.33% 1	100% 3
My child enjoyed the longer learning blocks in elective courses.	0.00% 0	33.33% 1	0.00% 0	33.33% 1	33.33% 1	100% 3
My child preferred the quarter system to the semester system. (Please put specific comments below).	0.00% 0	0.00% 0	66.67% 2	0.00% 0	33.33% 1	100% 3
The flex block provides an opportunity for my child to get extra support.	0.00% 0	33.33% 1	33.33% 1	0.00% 0	33.33% 1	100% 3

My child took full advantage of the flex block opportunities at their school.	0.00% 0	0.00% 0	66.67% 2	0.00% 0	33.33% 1	100% 3
My child enjoyed the blended learning opportunities that were available.	0.00% 0	33.33% 1	33.33% 1	0.00% 0	33.33% 1	100% 3
My child has access to all the technology needed to access blended/online learning.	0.00% 0	33.33% 1	33.33% 1	0.00% 0	33.33% 1	100% 3
Having completed the first half of the year under this new model, I feel at the end of this school year my child will be prepared academically for next year.	0.00% 0	0.00% 0	33.33% 1	33.33% 1	33.33% 1	100% 3
Total	- 1	- 7	- 8	- 4	- 10	- -

Educational Experience (Elementary)

Respondents: 2

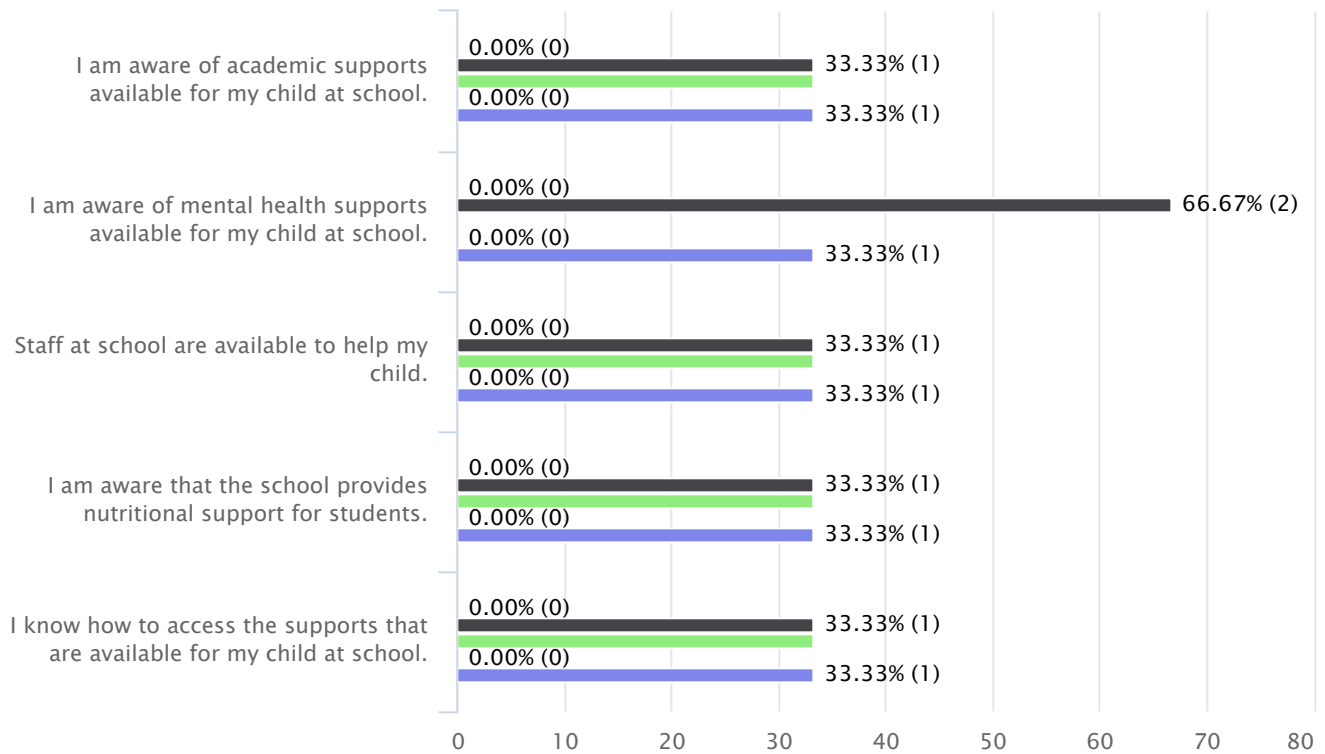


Questions	Strongly agree	Agree	Neutral	Disagree	Strongly disagree	Total
My school ensured grade appropriate learning opportunities were available for my child.	0.00% 0	50.00% 1	0.00% 0	0.00% 0	50.00% 1	100% 2
My child enjoyed the cohort model where less classes were on the playground during recess and lunch.	0.00% 0	0.00% 0	0.00% 0	50.00% 1	50.00% 1	100% 2
I feel that my child will be academically prepared for next school year.	0.00% 0	0.00% 0	50.00% 1	0.00% 0	50.00% 1	100% 2
I am receiving regular communication from my child's teacher and the school.	0.00% 0	0.00% 0	50.00% 1	0.00% 0	50.00% 1	100% 2
Total	- 0	- 1	- 2	- 1	- 4	- -

Parent/Guardian Survey Questions

Supports

Respondents: 3

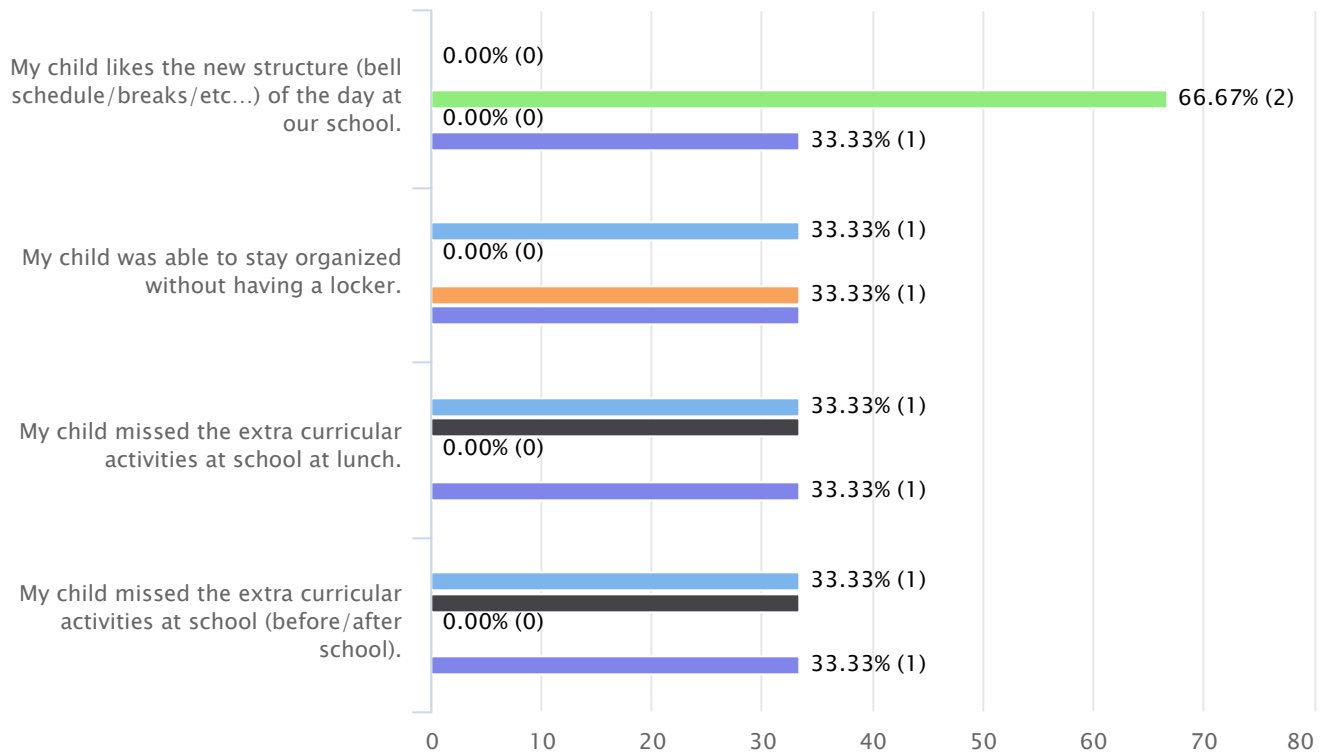


Questions	Strongly agree	Agree	Neutral	Disagree	Strongly disagree	Total
I am aware of academic supports available for my child at school.	0.00% 0	33.33% 1	33.33% 1	0.00% 0	33.33% 1	100% 3
I am aware of mental health supports available for my child at school.	0.00% 0	66.67% 2	0.00% 0	0.00% 0	33.33% 1	100% 3
Staff at school are available to help my child.	0.00% 0	33.33% 1	33.33% 1	0.00% 0	33.33% 1	100% 3
I am aware that the school provides nutritional support for students.	0.00% 0	33.33% 1	33.33% 1	0.00% 0	33.33% 1	100% 3
I know how to access the supports that are available for my child at school.	0.00% 0	33.33% 1	33.33% 1	0.00% 0	33.33% 1	100% 3
Total	- 0	- 6	- 4	- 0	- 5	- -

Parent/Guardian Survey Questions

Structures (Secondary)

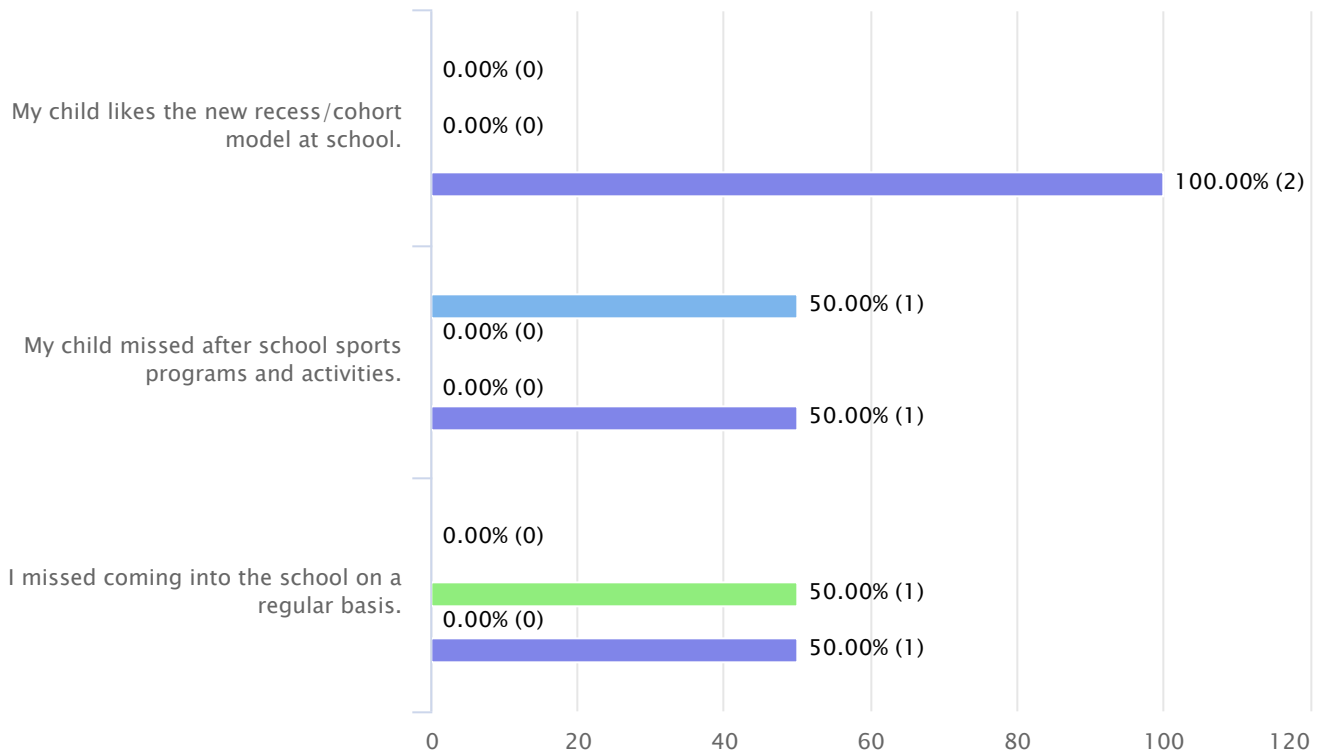
Respondents: 3



Questions	Strongly agree	Agree	Neutral	Disagree	Strongly disagree	Total
My child likes the new structure (bell schedule/breaks/etc...) of the day at our school.	0.00% 0	0.00% 0	66.67% 2	0.00% 0	33.33% 1	100% 3
My child was able to stay organized without having a locker.	33.33% 1	0.00% 0	0.00% 0	33.33% 1	33.33% 1	100% 3
My child missed the extra curricular activities at school at lunch.	33.33% 1	33.33% 1	0.00% 0	0.00% 0	33.33% 1	100% 3
My child missed the extra curricular activities at school (before/after school).	33.33% 1	33.33% 1	0.00% 0	0.00% 0	33.33% 1	100% 3
Total	- 3	- 2	- 2	- 1	- 4	- -

Structures (Elementary)

Respondents: 2

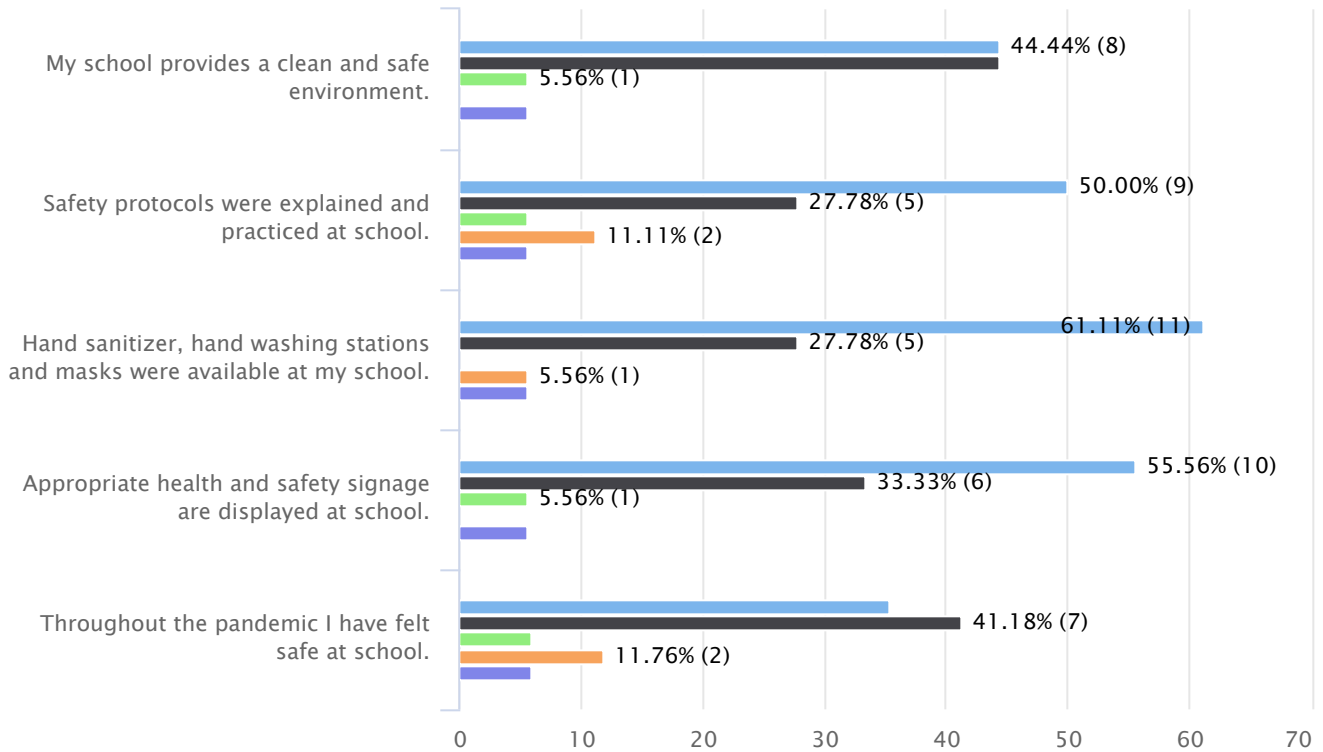


Questions	Strongly agree	Agree	Neutral	Disagree	Strongly disagree	Total
My child likes the new recess/cohort model at school.	0.00% 0	0.00% 0	0.00% 0	0.00% 0	100.00% 2	100% 2
My child missed after school sports programs and activities.	50.00% 1	0.00% 0	0.00% 0	0.00% 0	50.00% 1	100% 2
I missed coming into the school on a regular basis.	0.00% 0	0.00% 0	50.00% 1	0.00% 0	50.00% 1	100% 2
Total	- 1	- 0	- 1	- 0	- 4	- -

Staff Survey Questions

Health and Safety

Respondents: 18

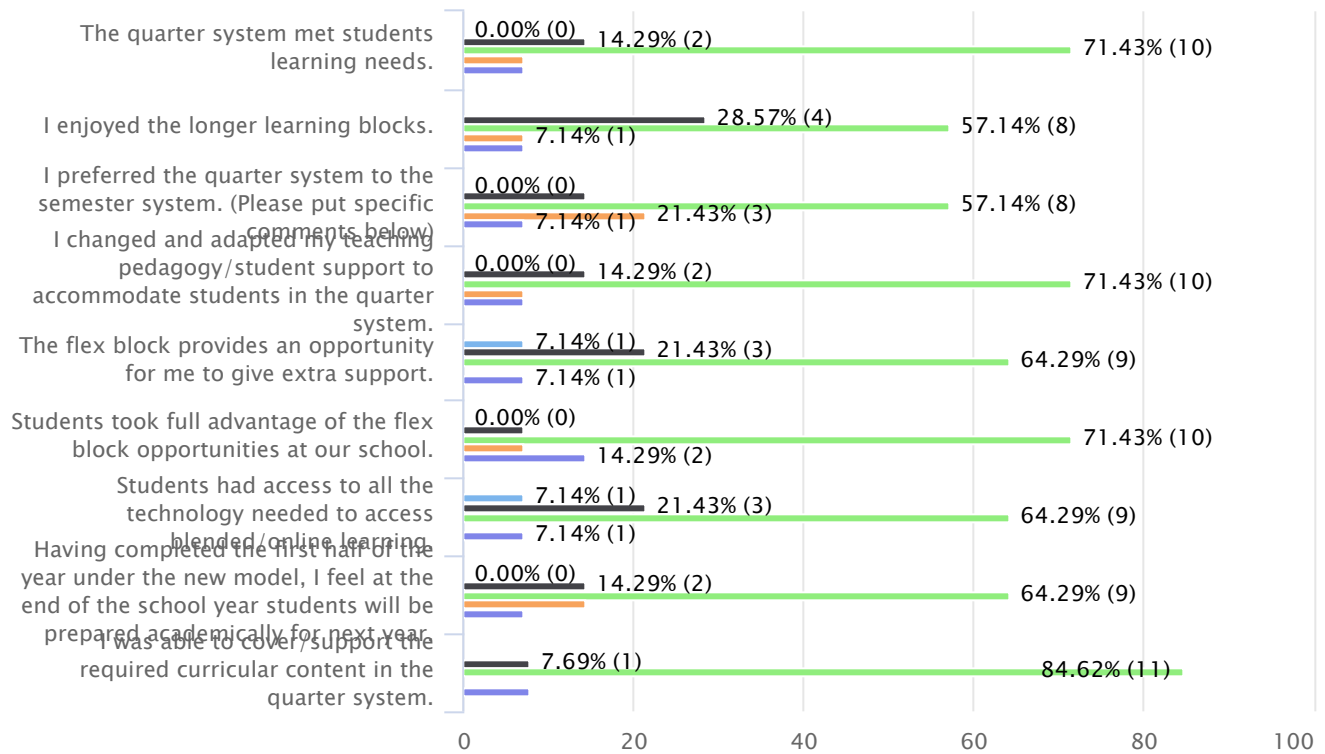


Questions	Strongly agree	Agree	Neutral	Disagree	Strongly disagree	Total
My school provides a clean and safe environment.	44.44% 8	44.44% 8	5.56% 1	0.00% 0	5.56% 1	100% 18
Safety protocols were explained and practiced at school.	50.00% 9	27.78% 5	5.56% 1	11.11% 2	5.56% 1	100% 18
Hand sanitizer, hand washing stations and masks were available at my school.	61.11% 11	27.78% 5	0.00% 0	5.56% 1	5.56% 1	100% 18
Appropriate health and safety signage are displayed at school.	55.56% 10	33.33% 6	5.56% 1	0.00% 0	5.56% 1	100% 18
Throughout the pandemic I have felt safe at school.	35.29% 6	41.18% 7	5.88% 1	11.76% 2	5.88% 1	100% 17
Total	- 44	- 31	- 4	- 5	- 5	- -

Staff Survey Questions

Educational Experience (Secondary)

Respondents: 14

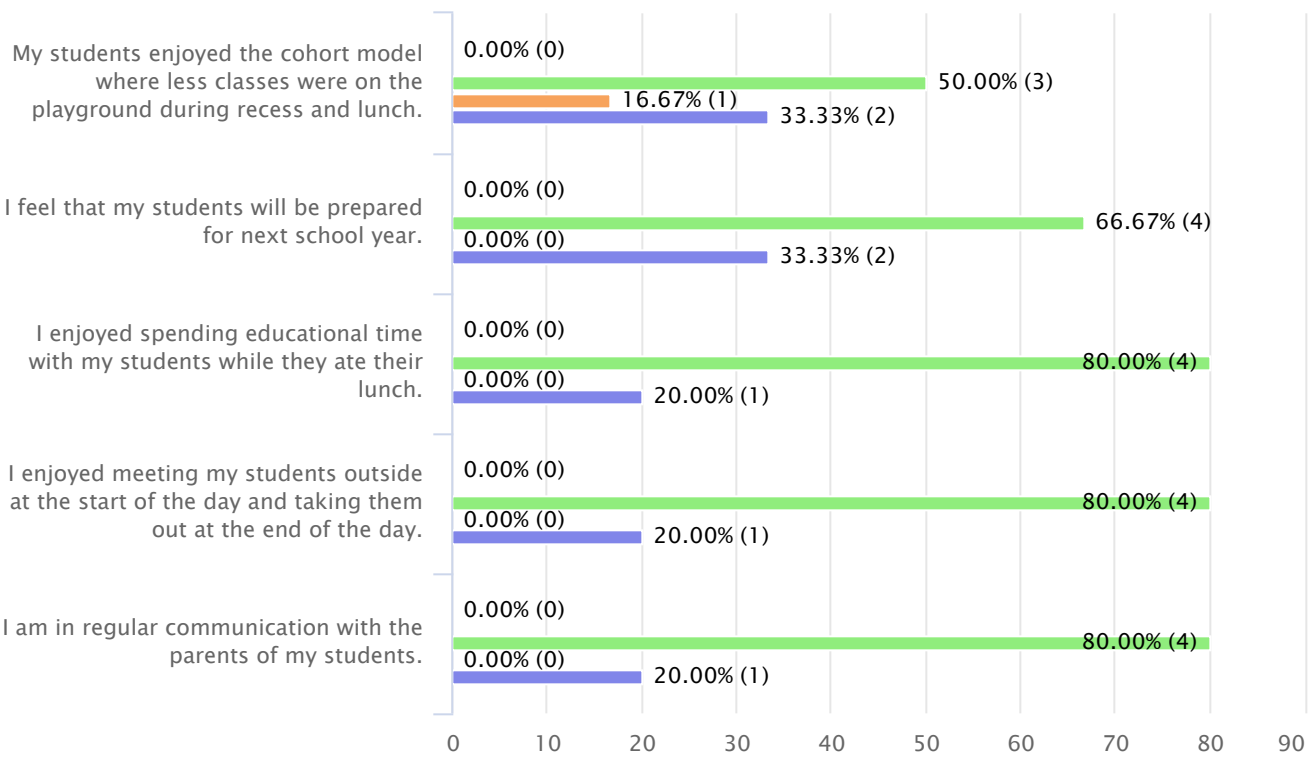


Questions	Strongly agree	Agree	Neutral	Disagree	Strongly disagree	Total
The quarter system met students learning needs.	0.00% 0	14.29% 2	71.43% 10	7.14% 1	7.14% 1	100% 14
I enjoyed the longer learning blocks.	0.00% 0	28.57% 4	57.14% 8	7.14% 1	7.14% 1	100% 14
I preferred the quarter system to the semester system. (Please put specific comments below)	0.00% 0	14.29% 2	57.14% 8	21.43% 3	7.14% 1	100% 14
I changed and adapted my teaching pedagogy/student support to accommodate students in the quarter system.	0.00% 0	14.29% 2	71.43% 10	7.14% 1	7.14% 1	100% 14
The flex block provides an opportunity for me to give extra support.	7.14% 1	21.43% 3	64.29% 9	0.00% 0	7.14% 1	100% 14
Students took full advantage of the flex block opportunities at our school.	0.00% 0	7.14% 1	71.43% 10	7.14% 1	14.29% 2	100% 14

Students had access to all the technology needed to access blended/online learning.	7.14% 1	21.43% 3	64.29% 9	0.00% 0	7.14% 1	100% 14
Having completed the first half of the year under the new model, I feel at the end of the school year students will be prepared academically for next year.	0.00% 0	14.29% 2	64.29% 9	14.29% 2	7.14% 1	100% 14
I was able to cover/support the required curricular content in the quarter system.	0.00% 0	7.69% 1	84.62% 11	0.00% 0	7.69% 1	100% 13
Total	- 2	- 20	- 84	- 9	- 10	- -

Educational Experience (Elementary)

Respondents: 6

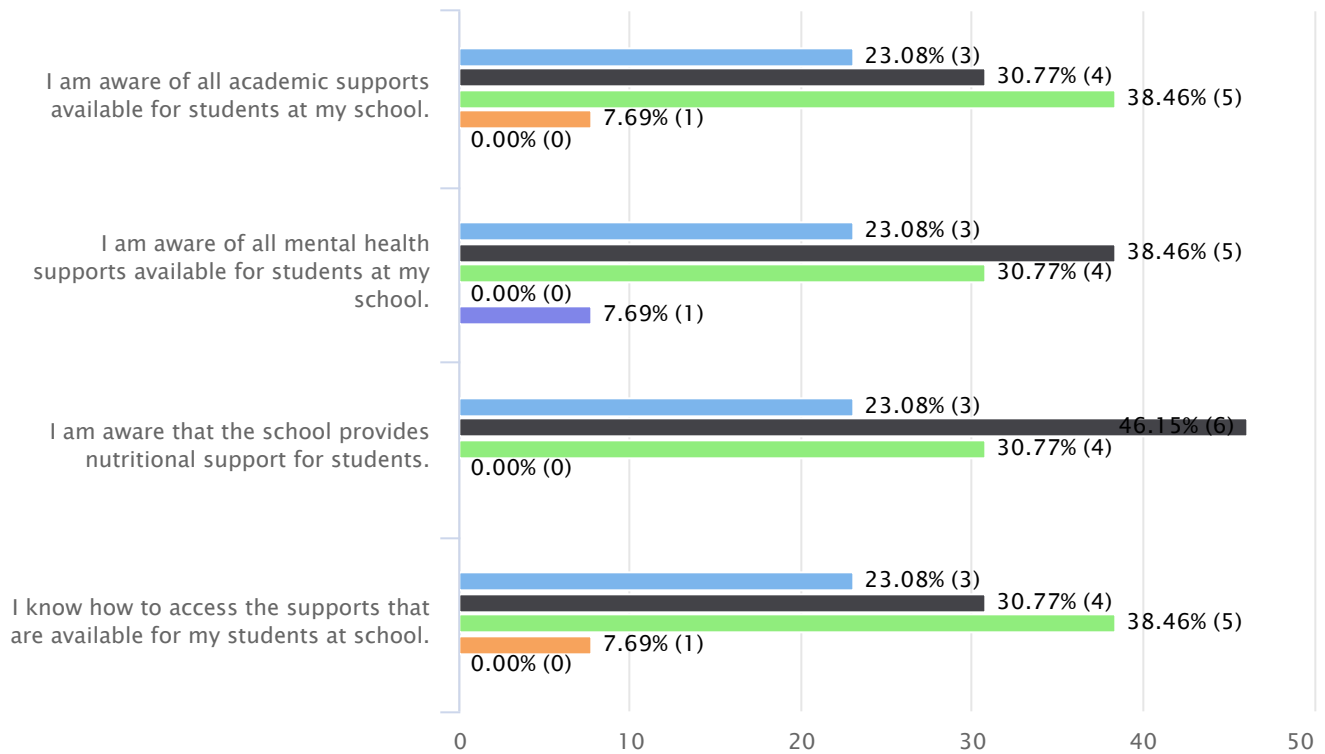


Questions	Strongly agree	Agree	Neutral	Disagree	Strongly disagree	Total
My students enjoyed the cohort model where less classes were on the playground during recess and lunch.	0.00% 0	0.00% 0	50.00% 3	16.67% 1	33.33% 2	100% 6
I feel that my students will be prepared for next school year.	0.00% 0	0.00% 0	66.67% 4	0.00% 0	33.33% 2	100% 6
I enjoyed spending educational time with my students while they ate their lunch.	0.00% 0	0.00% 0	80.00% 4	0.00% 0	20.00% 1	100% 5
I enjoyed meeting my students outside at the start of the day and taking them out at the end of the day.	0.00% 0	0.00% 0	80.00% 4	0.00% 0	20.00% 1	100% 5
I am in regular communication with the parents of my students.	0.00% 0	0.00% 0	80.00% 4	0.00% 0	20.00% 1	100% 5
Total	- 0	- 0	- 19	- 1	- 7	- -

Staff Survey Questions

Supports

Respondents: 13

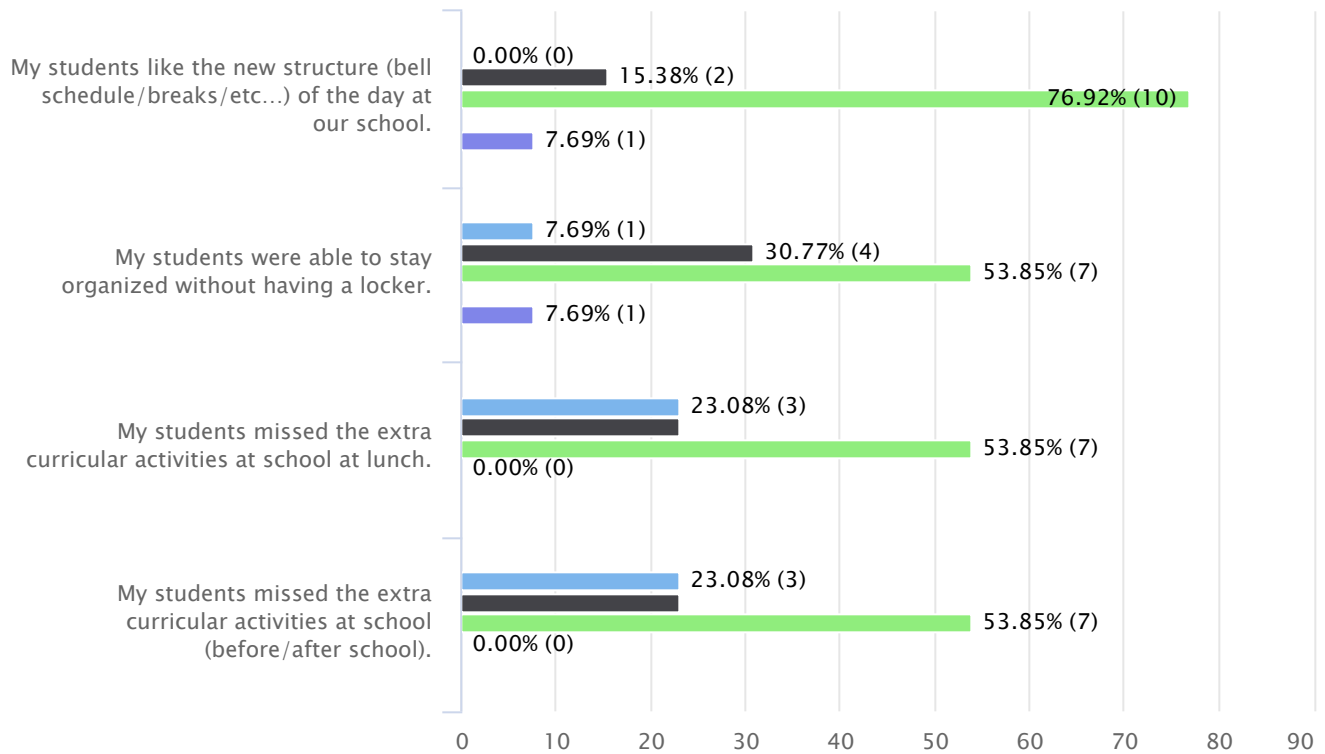


Questions	Strongly agree	Agree	Neutral	Disagree	Strongly disagree	Total
I am aware of all academic supports available for students at my school.	23.08% 3	30.77% 4	38.46% 5	7.69% 1	0.00% 0	100% 13
I am aware of all mental health supports available for students at my school.	23.08% 3	38.46% 5	30.77% 4	0.00% 0	7.69% 1	100% 13
I am aware that the school provides nutritional support for students.	23.08% 3	46.15% 6	30.77% 4	0.00% 0	0.00% 0	100% 13
I know how to access the supports that are available for my students at school.	23.08% 3	30.77% 4	38.46% 5	7.69% 1	0.00% 0	100% 13
Total	- 12	- 19	- 18	- 2	- 1	- -

Staff Survey Questions

Structures (Secondary)

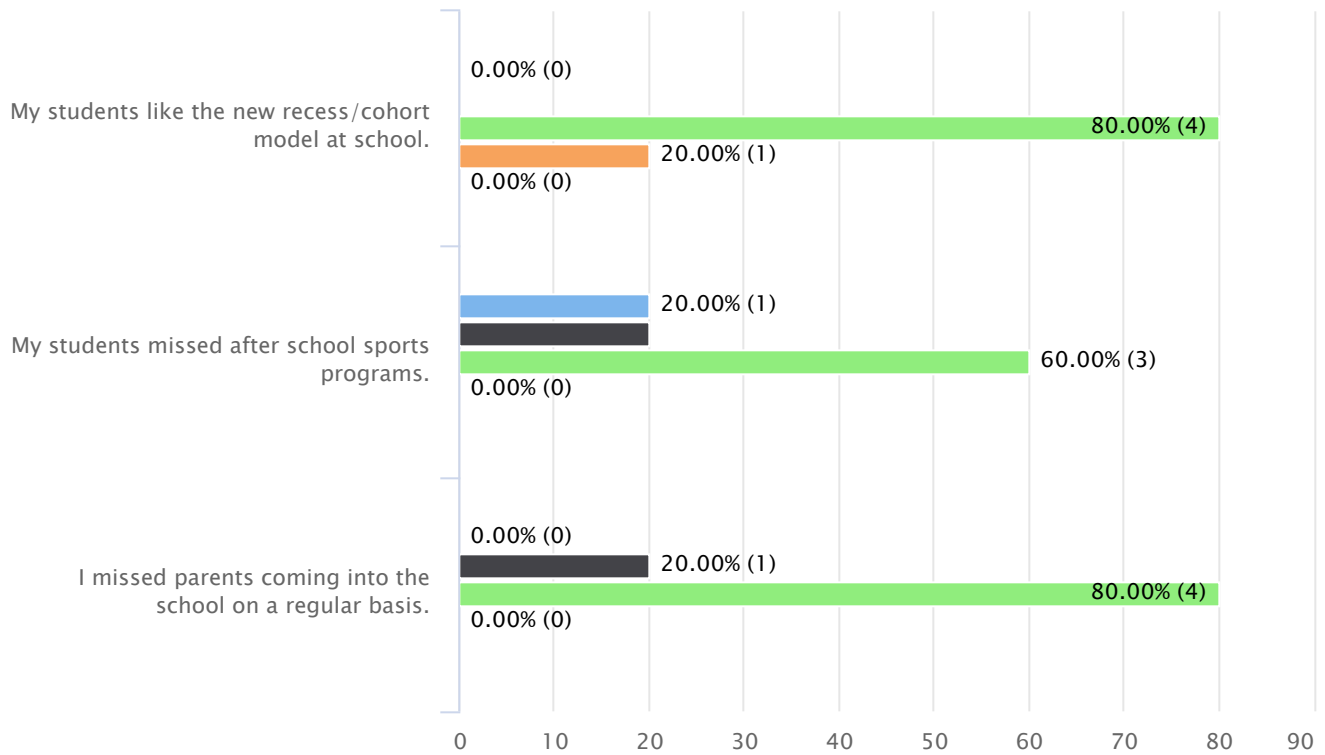
Respondents: 13



Questions	Strongly agree	Agree	Neutral	Disagree	Strongly disagree	Total
My students like the new structure (bell schedule/breaks/etc...) of the day at our school.	0.00% 0	15.38% 2	76.92% 10	0.00% 0	7.69% 1	100% 13
My students were able to stay organized without having a locker.	7.69% 1	30.77% 4	53.85% 7	0.00% 0	7.69% 1	100% 13
My students missed the extra curricular activities at school at lunch.	23.08% 3	23.08% 3	53.85% 7	0.00% 0	0.00% 0	100% 13
My students missed the extra curricular activities at school (before/after school).	23.08% 3	23.08% 3	53.85% 7	0.00% 0	0.00% 0	100% 13
Total	- 7	- 12	- 31	- 0	- 2	- -

Structures (Elementary)

Respondents: 5



Questions	Strongly agree	Agree	Neutral	Disagree	Strongly disagree	Total
My students like the new recess/cohort model at school.	0.00% 0	0.00% 0	80.00% 4	20.00% 1	0.00% 0	100% 5
My students missed after school sports programs.	20.00% 1	20.00% 1	60.00% 3	0.00% 0	0.00% 0	100% 5
I missed parents coming into the school on a regular basis.	0.00% 0	20.00% 1	80.00% 4	0.00% 0	0.00% 0	100% 5
Total	- 1	- 2	- 11	- 1	- 0	- -

Student Survey Questions

Student Survey Questions

Student Survey Questions

Student Survey Questions

2/19/2021 12:21:04 PM