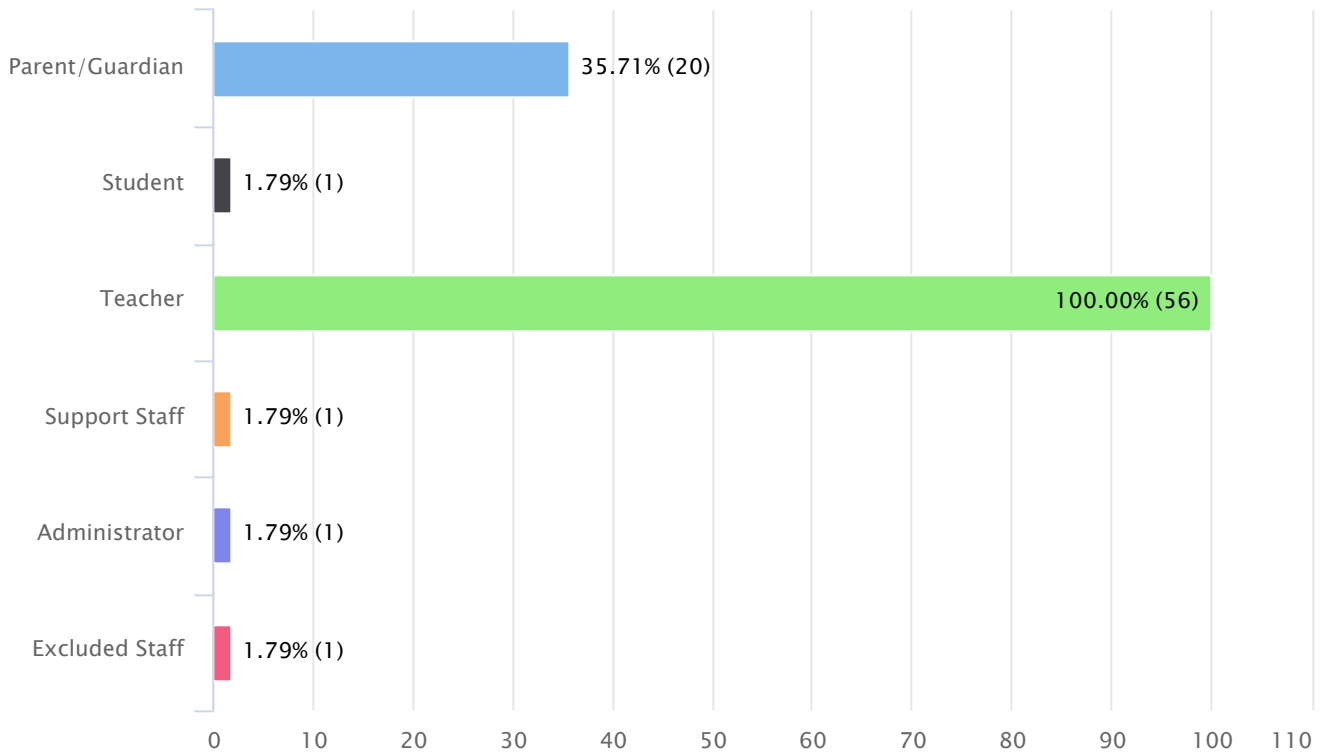


# Teacher School

## 2020-2021 School Year Survey

Please identify yourself checking all the terms below that apply to you:

Respondents: 56

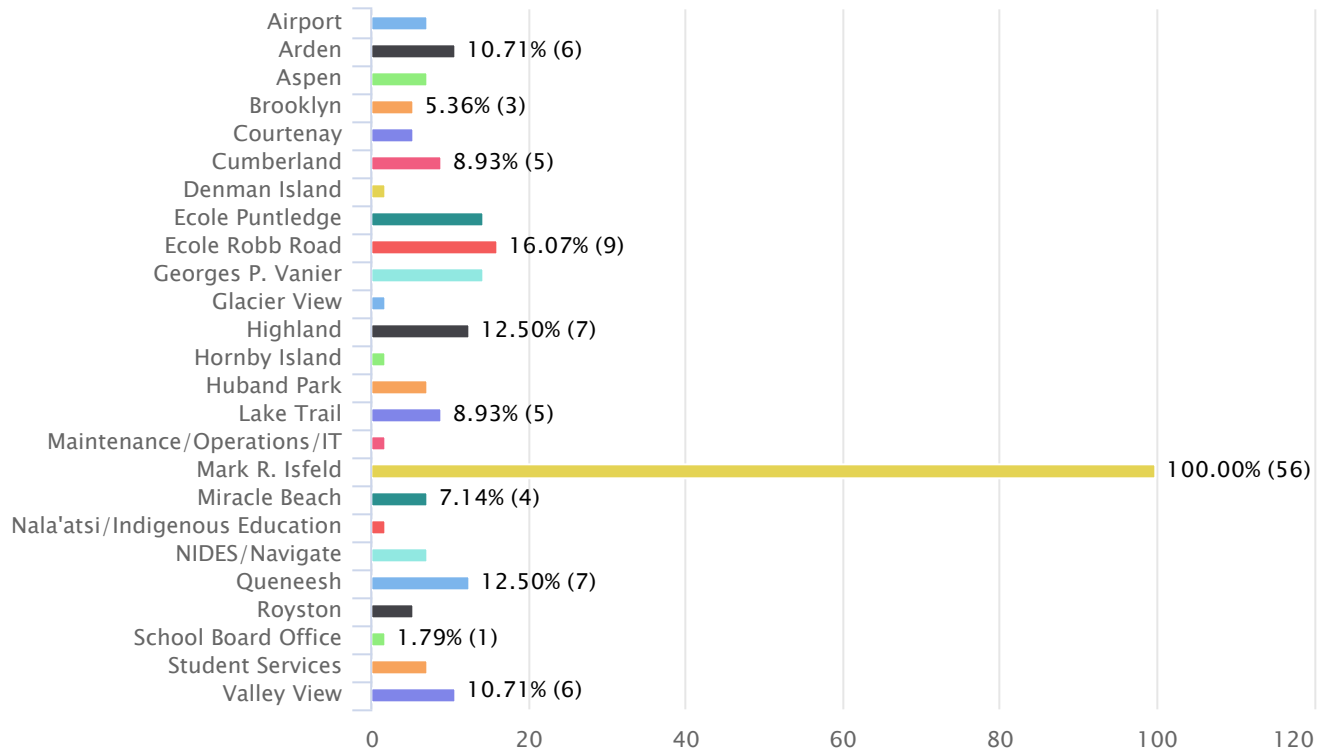


Choice	Count
Parent/Guardian	35.71% 20
Student	1.79% 1
Teacher	100.00% 56
Support Staff	1.79% 1

<b>Administrator</b>	1.79%
	1
<b>Excluded Staff</b>	1.79%
	1
<b>Total</b>	<b>100%</b>
	<b>56</b>

Please identify which school(s) you attend, work at and/or have a child/children attending:

Respondents: 56



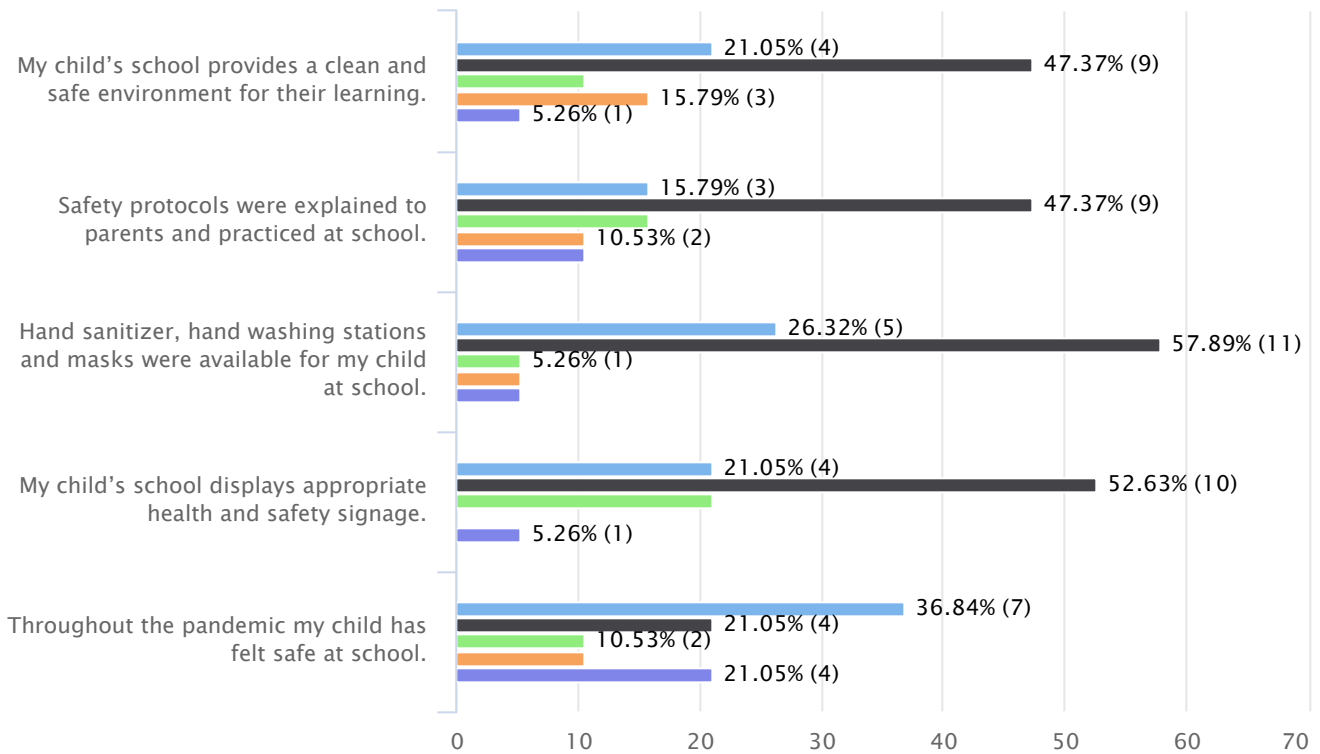
Choice	Count
Airport	7.14% 4
Arden	10.71% 6
Aspen	7.14% 4
Brooklyn	5.36% 3
Courtenay	5.36% 3
Cumberland	8.93% 5
Denman Island	1.79% 1
Ecole Puntledge	14.29% 8

<b>Ecole Robb Road</b>	16.07%
	9
<b>Georges P. Vanier</b>	14.29%
	8
<b>Glacier View</b>	1.79%
	1
<b>Highland</b>	12.50%
	7
<b>Hornby Island</b>	1.79%
	1
<b>Huband Park</b>	7.14%
	4
<b>Lake Trail</b>	8.93%
	5
<b>Maintenance/Operations/IT</b>	1.79%
	1
<b>Mark R. Isfeld</b>	100.00%
	56
<b>Miracle Beach</b>	7.14%
	4
<b>Nala'atsi/Indigenous Education</b>	1.79%
	1
<b>NIDES/Navigate</b>	7.14%
	4
<b>Queneesh</b>	12.50%
	7
<b>Royston</b>	5.36%
	3
<b>School Board Office</b>	1.79%
	1
<b>Student Services</b>	7.14%
	4
<b>Valley View</b>	10.71%
	6
<b>Total</b>	<b>100%</b>
	<b>56</b>

# Parent/Guardian Survey Questions

## Health and Safety

Respondents: 19

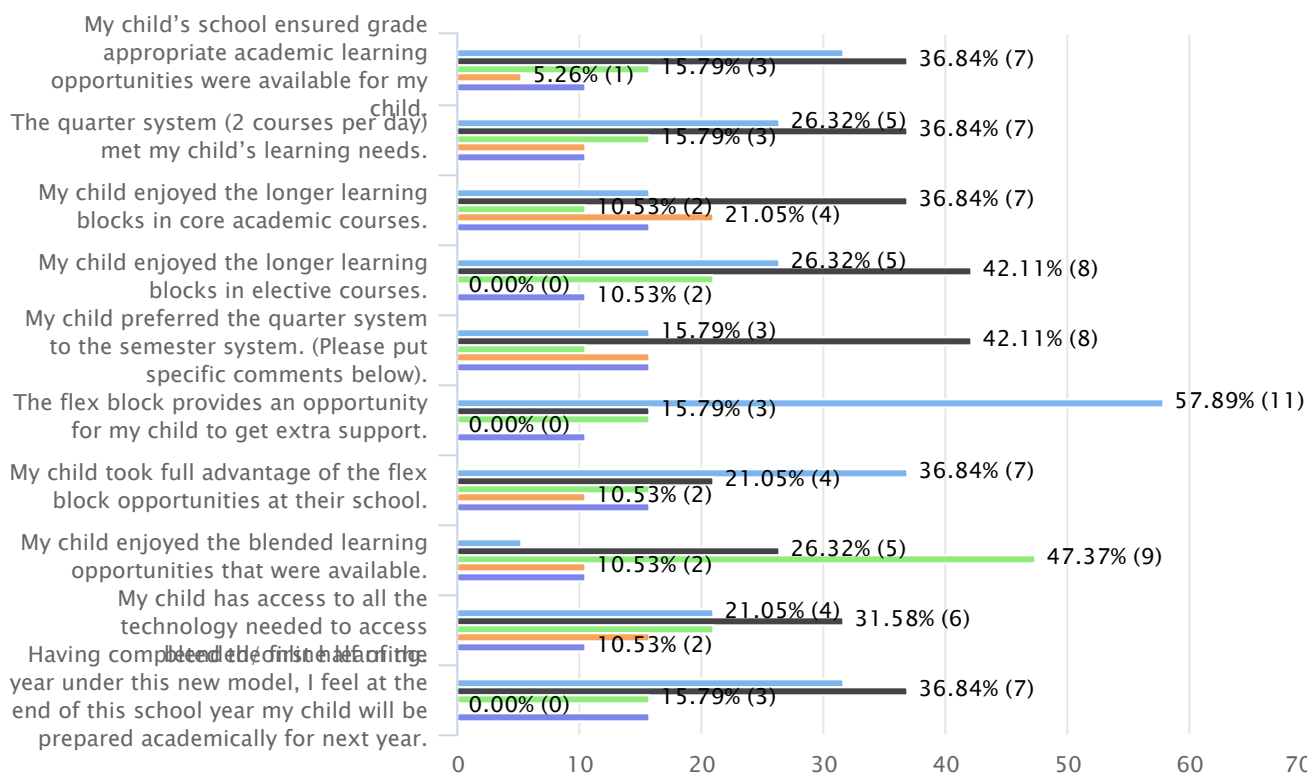


Questions	Strongly agree	Agree	Neutral	Disagree	Strongly disagree	Total
<b>My child's school provides a clean and safe environment for their learning.</b>	21.05% 4	47.37% 9	10.53% 2	15.79% 3	5.26% 1	<b>100% 19</b>
<b>Safety protocols were explained to parents and practiced at school.</b>	15.79% 3	47.37% 9	15.79% 3	10.53% 2	10.53% 2	<b>100% 19</b>
<b>Hand sanitizer, hand washing stations and masks were available for my child at school.</b>	26.32% 5	57.89% 11	5.26% 1	5.26% 1	5.26% 1	<b>100% 19</b>
<b>My child's school displays appropriate health and safety signage.</b>	21.05% 4	52.63% 10	21.05% 4	0.00% 0	5.26% 1	<b>100% 19</b>
<b>Throughout the pandemic my child has felt safe at school.</b>	36.84% 7	21.05% 4	10.53% 2	10.53% 2	21.05% 4	<b>100% 19</b>
<b>Total</b>	- <b>23</b>	- <b>43</b>	- <b>12</b>	- <b>8</b>	- <b>9</b>	- <b>-</b>

# Parent/Guardian Survey Questions

## Educational Experience (Secondary)

Respondents: 19

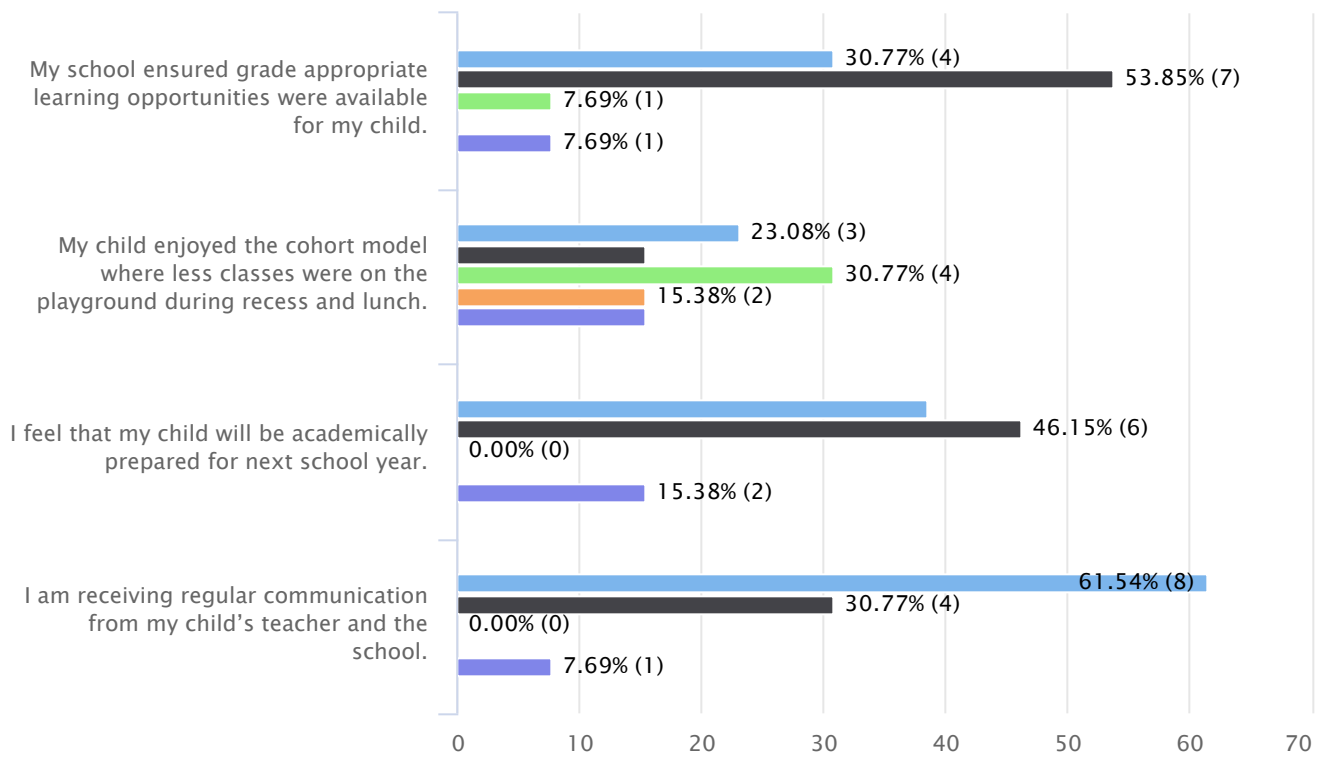


Questions	Strongly agree	Agree	Neutral	Disagree	Strongly disagree	Total
<b>My child's school ensured grade appropriate academic learning opportunities were available for my child.</b>	31.58% 6	36.84% 7	15.79% 3	5.26% 1	10.53% 2	<b>100% 19</b>
<b>The quarter system (2 courses per day) met my child's learning needs.</b>	26.32% 5	36.84% 7	15.79% 3	10.53% 2	10.53% 2	<b>100% 19</b>
<b>My child enjoyed the longer learning blocks in core academic courses.</b>	15.79% 3	36.84% 7	10.53% 2	21.05% 4	15.79% 3	<b>100% 19</b>
<b>My child enjoyed the longer learning blocks in elective courses.</b>	26.32% 5	42.11% 8	21.05% 4	0.00% 0	10.53% 2	<b>100% 19</b>
<b>My child preferred the quarter system to the semester system. (Please put specific comments below).</b>	15.79% 3	42.11% 8	10.53% 2	15.79% 3	15.79% 3	<b>100% 19</b>
<b>The flex block provides an opportunity for my child to get extra support.</b>	57.89% 11	15.79% 3	15.79% 3	0.00% 0	10.53% 2	<b>100% 19</b>

<b>My child took full advantage of the flex block opportunities at their school.</b>	36.84% 7	21.05% 4	15.79% 3	10.53% 2	15.79% 3	<b>100%</b> <b>19</b>
<b>My child enjoyed the blended learning opportunities that were available.</b>	5.26% 1	26.32% 5	47.37% 9	10.53% 2	10.53% 2	<b>100%</b> <b>19</b>
<b>My child has access to all the technology needed to access blended/online learning.</b>	21.05% 4	31.58% 6	21.05% 4	15.79% 3	10.53% 2	<b>100%</b> <b>19</b>
<b>Having completed the first half of the year under this new model, I feel at the end of this school year my child will be prepared academically for next year.</b>	31.58% 6	36.84% 7	15.79% 3	0.00% 0	15.79% 3	<b>100%</b> <b>19</b>
<b>Total</b>	- <b>51</b>	- <b>62</b>	- <b>36</b>	- <b>17</b>	- <b>24</b>	- <b>-</b>

### Educational Experience (Elementary)

Respondents: 13



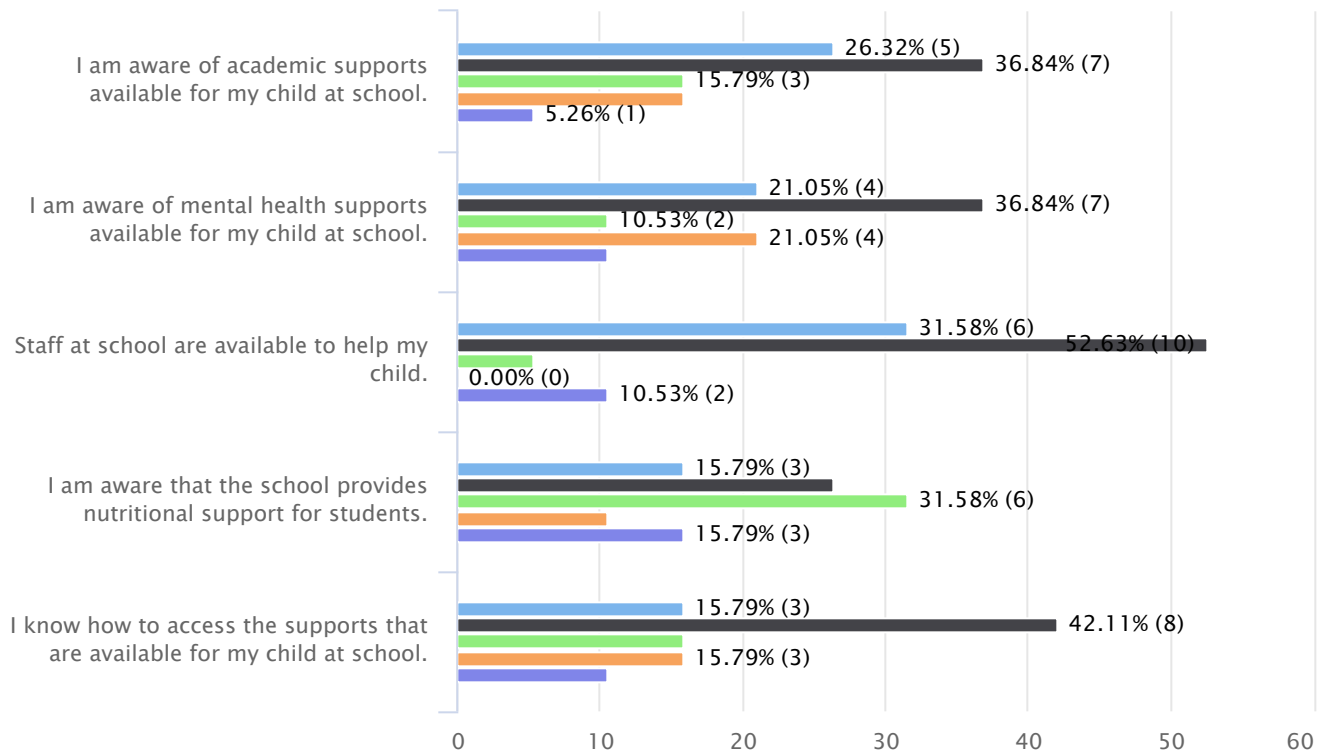
Questions	Strongly agree	Agree	Neutral	Disagree	Strongly disagree	Total
<b>My school ensured grade appropriate learning opportunities were available for my child.</b>	30.77% 4	53.85% 7	7.69% 1	0.00% 0	7.69% 1	<b>100%</b> <b>13</b>
<b>My child enjoyed the cohort model where less classes were on the playground during recess and lunch.</b>	23.08% 3	15.38% 2	30.77% 4	15.38% 2	15.38% 2	<b>100%</b> <b>13</b>
<b>I feel that my child will be academically prepared for next school year.</b>	38.46% 5	46.15% 6	0.00% 0	0.00% 0	15.38% 2	<b>100%</b> <b>13</b>
<b>I am receiving regular communication from my child's teacher and the school.</b>	61.54% 8	30.77% 4	0.00% 0	0.00% 0	7.69% 1	<b>100%</b> <b>13</b>
<b>Total</b>	- <b>20</b>	- <b>19</b>	- <b>5</b>	- <b>2</b>	- <b>6</b>	- -



# Parent/Guardian Survey Questions

## Supports

Respondents: 19

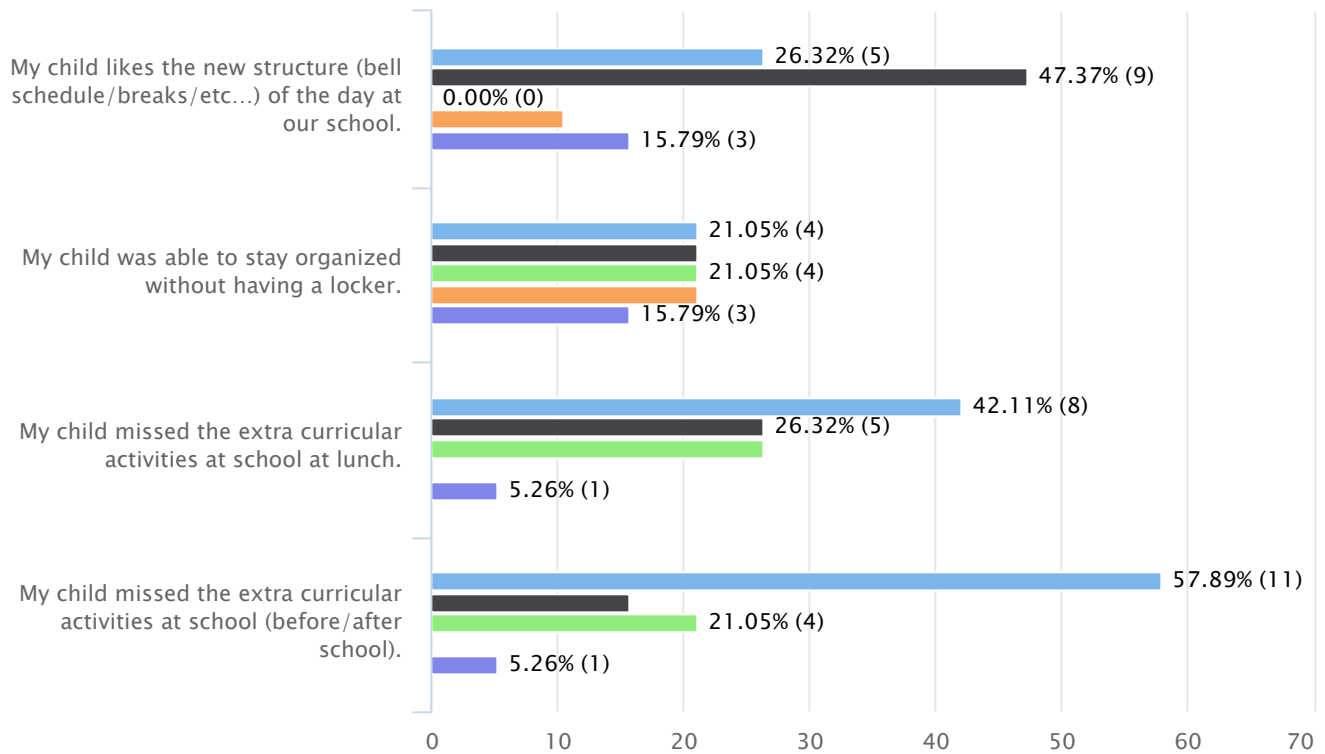


Questions	Strongly agree	Agree	Neutral	Disagree	Strongly disagree	Total
I am aware of academic supports available for my child at school.	26.32% 5	36.84% 7	15.79% 3	15.79% 3	5.26% 1	100% 19
I am aware of mental health supports available for my child at school.	21.05% 4	36.84% 7	10.53% 2	21.05% 4	10.53% 2	100% 19
Staff at school are available to help my child.	31.58% 6	52.63% 10	5.26% 1	0.00% 0	10.53% 2	100% 19
I am aware that the school provides nutritional support for students.	15.79% 3	26.32% 5	31.58% 6	10.53% 2	15.79% 3	100% 19
I know how to access the supports that are available for my child at school.	15.79% 3	42.11% 8	15.79% 3	15.79% 3	10.53% 2	100% 19
<b>Total</b>	- <b>21</b>	- <b>37</b>	- <b>15</b>	- <b>12</b>	- <b>10</b>	- <b>-</b>

# Parent/Guardian Survey Questions

## Structures (Secondary)

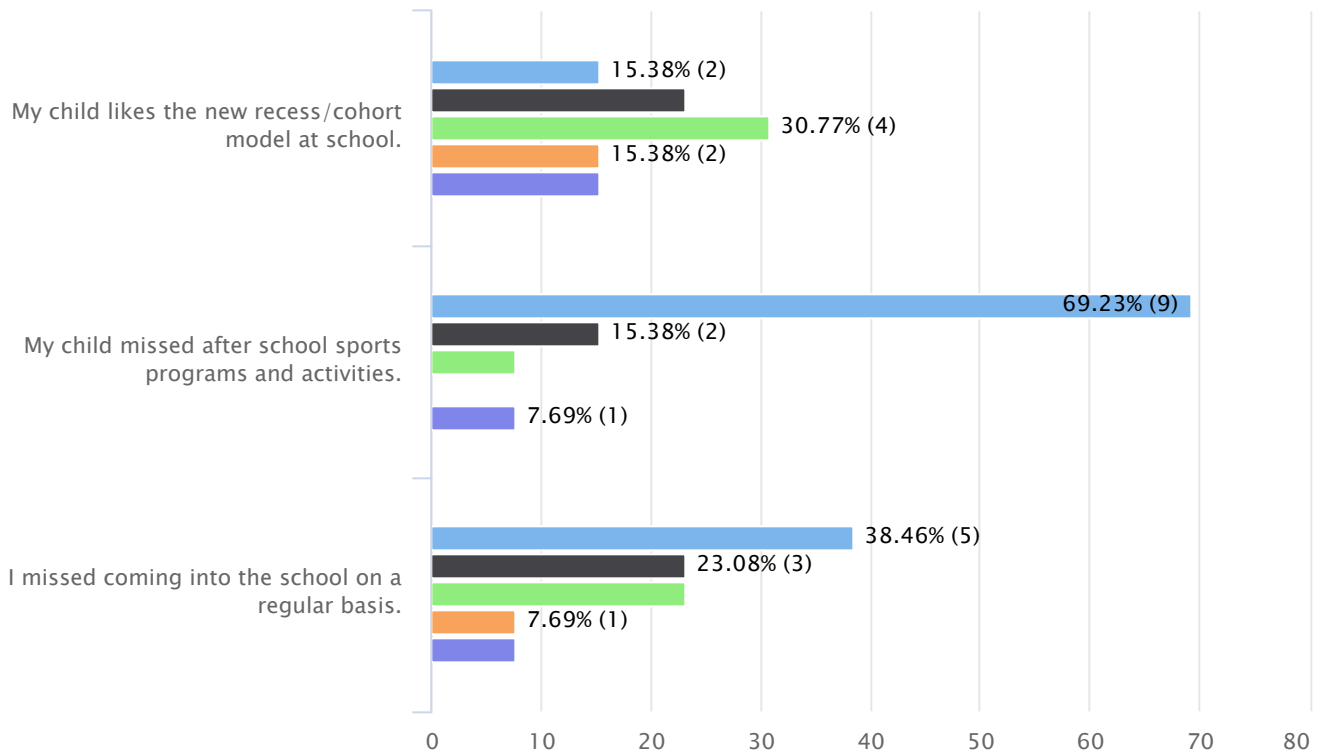
Respondents: 19



Questions	Strongly agree	Agree	Neutral	Disagree	Strongly disagree	Total
<b>My child likes the new structure (bell schedule/breaks/etc...) of the day at our school.</b>	26.32% 5	47.37% 9	0.00% 0	10.53% 2	15.79% 3	<b>100% 19</b>
<b>My child was able to stay organized without having a locker.</b>	21.05% 4	21.05% 4	21.05% 4	21.05% 4	15.79% 3	<b>100% 19</b>
<b>My child missed the extra curricular activities at school at lunch.</b>	42.11% 8	26.32% 5	26.32% 5	0.00% 0	5.26% 1	<b>100% 19</b>
<b>My child missed the extra curricular activities at school (before/after school).</b>	57.89% 11	15.79% 3	21.05% 4	0.00% 0	5.26% 1	<b>100% 19</b>
<b>Total</b>	- <b>28</b>	- <b>21</b>	- <b>13</b>	- <b>6</b>	- <b>8</b>	- <b>-</b>

### Structures (Elementary)

Respondents: 13

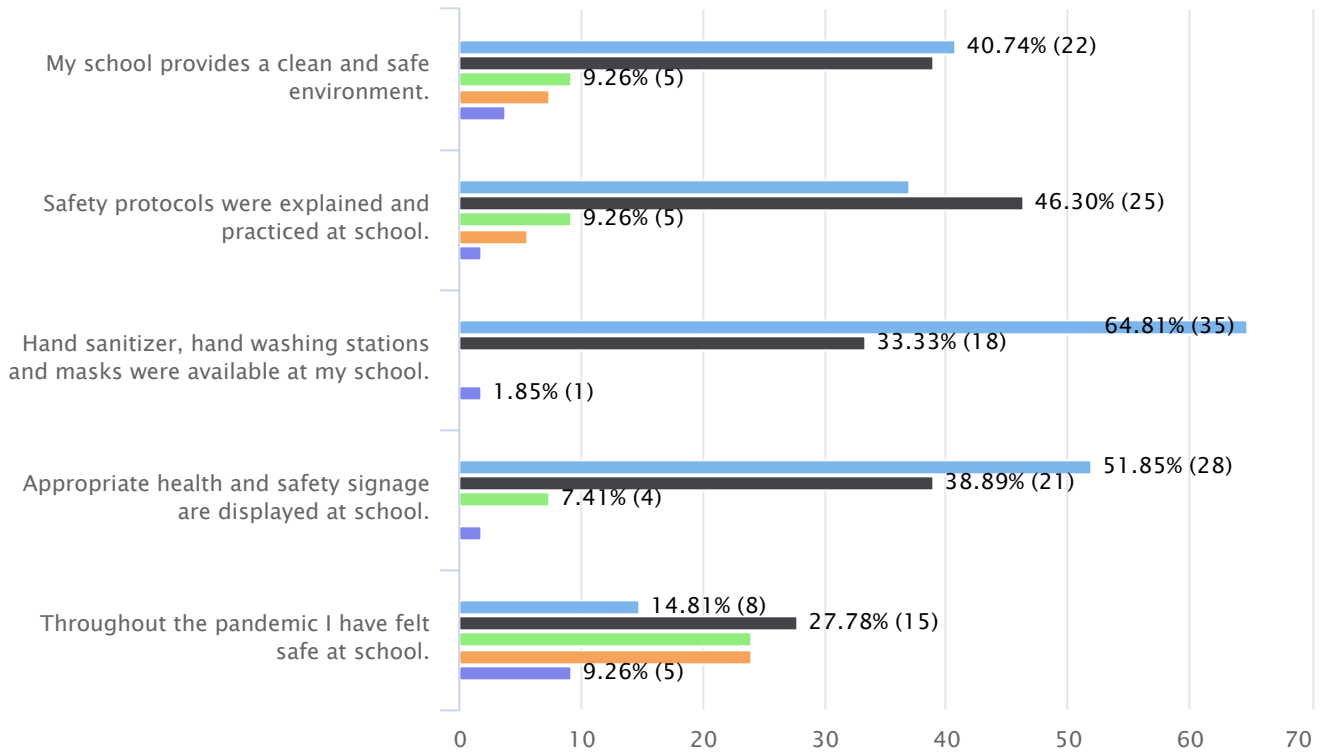


Questions	Strongly agree	Agree	Neutral	Disagree	Strongly disagree	Total
<b>My child likes the new recess/cohort model at school.</b>	15.38% 2	23.08% 3	30.77% 4	15.38% 2	15.38% 2	<b>100% 13</b>
<b>My child missed after school sports programs and activities.</b>	69.23% 9	15.38% 2	7.69% 1	0.00% 0	7.69% 1	<b>100% 13</b>
<b>I missed coming into the school on a regular basis.</b>	38.46% 5	23.08% 3	23.08% 3	7.69% 1	7.69% 1	<b>100% 13</b>
<b>Total</b>	- <b>16</b>	- <b>8</b>	- <b>8</b>	- <b>3</b>	- <b>4</b>	- <b>-</b>

# Staff Survey Questions

## Health and Safety

Respondents: 54

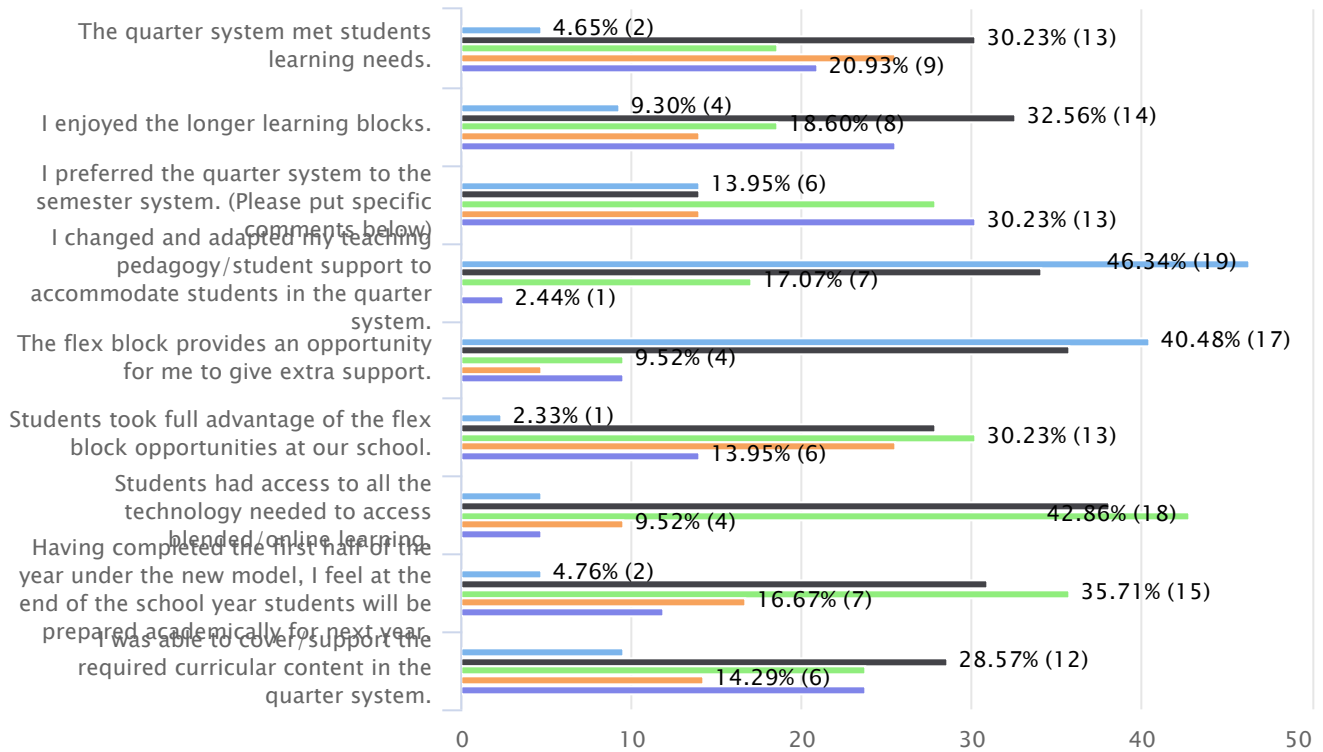


Questions	Strongly agree	Agree	Neutral	Disagree	Strongly disagree	Total
<b>My school provides a clean and safe environment.</b>	40.74% 22	38.89% 21	9.26% 5	7.41% 4	3.70% 2	<b>100% 54</b>
<b>Safety protocols were explained and practiced at school.</b>	37.04% 20	46.30% 25	9.26% 5	5.56% 3	1.85% 1	<b>100% 54</b>
<b>Hand sanitizer, hand washing stations and masks were available at my school.</b>	64.81% 35	33.33% 18	0.00% 0	0.00% 0	1.85% 1	<b>100% 54</b>
<b>Appropriate health and safety signage are displayed at school.</b>	51.85% 28	38.89% 21	7.41% 4	0.00% 0	1.85% 1	<b>100% 54</b>
<b>Throughout the pandemic I have felt safe at school.</b>	14.81% 8	27.78% 15	24.07% 13	24.07% 13	9.26% 5	<b>100% 54</b>
<b>Total</b>	- <b>113</b>	- <b>100</b>	- <b>27</b>	- <b>20</b>	- <b>10</b>	- <b>-</b>

# Staff Survey Questions

## Educational Experience (Secondary)

Respondents: 43

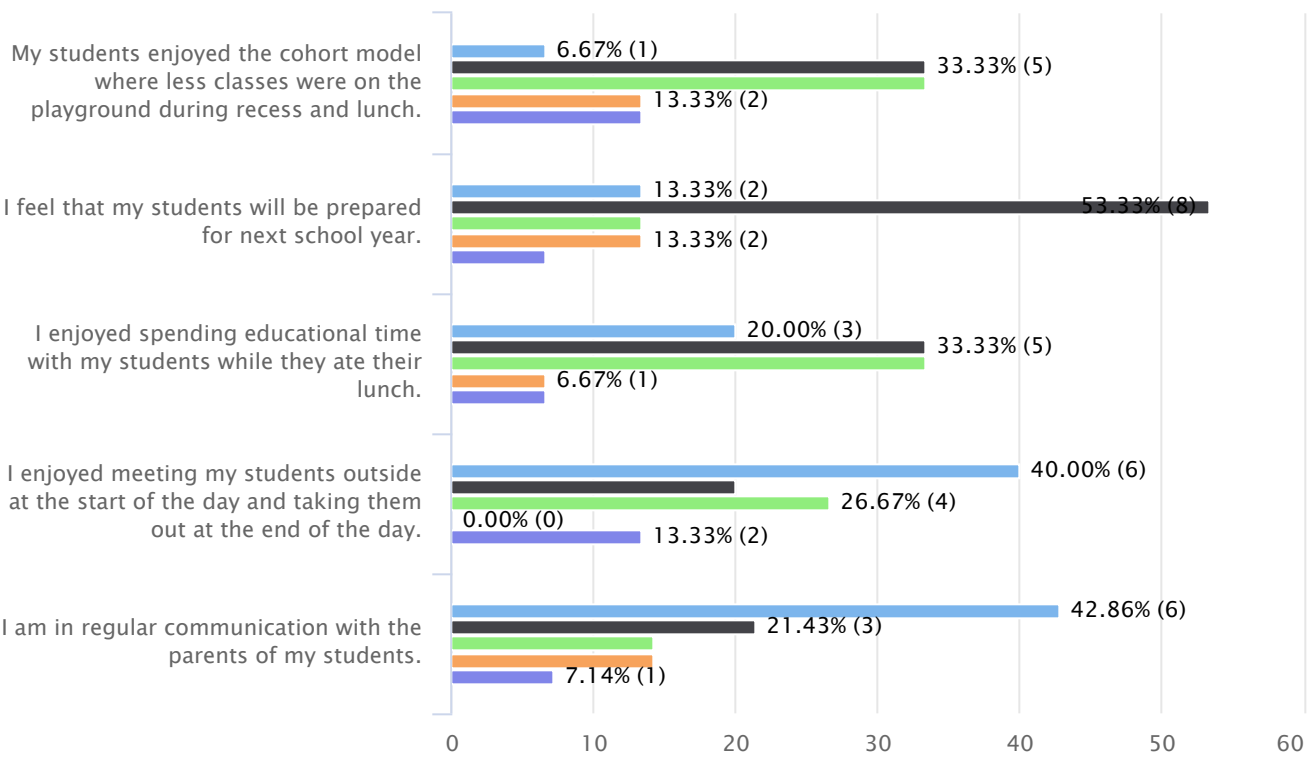


Questions	Strongly agree	Agree	Neutral	Disagree	Strongly disagree	Total
<b>The quarter system met students learning needs.</b>	4.65% 2	30.23% 13	18.60% 8	25.58% 11	20.93% 9	<b>100%</b> <b>43</b>
<b>I enjoyed the longer learning blocks.</b>	9.30% 4	32.56% 14	18.60% 8	13.95% 6	25.58% 11	<b>100%</b> <b>43</b>
<b>I preferred the quarter system to the semester system. (Please put specific comments below)</b>	13.95% 6	13.95% 6	27.91% 12	13.95% 6	30.23% 13	<b>100%</b> <b>43</b>
<b>I changed and adapted my teaching pedagogy/student support to accommodate students in the quarter system.</b>	46.34% 19	34.15% 14	17.07% 7	0.00% 0	2.44% 1	<b>100%</b> <b>41</b>
<b>The flex block provides an opportunity for me to give extra support.</b>	40.48% 17	35.71% 15	9.52% 4	4.76% 2	9.52% 4	<b>100%</b> <b>42</b>
<b>Students took full advantage of the flex block opportunities at our school.</b>	2.33% 1	27.91% 12	30.23% 13	25.58% 11	13.95% 6	<b>100%</b> <b>43</b>

<b>Students had access to all the technology needed to access blended/online learning.</b>	4.76% 2	38.10% 16	42.86% 18	9.52% 4	4.76% 2	<b>100%</b> <b>42</b>
<b>Having completed the first half of the year under the new model, I feel at the end of the school year students will be prepared academically for next year.</b>	4.76% 2	30.95% 13	35.71% 15	16.67% 7	11.90% 5	<b>100%</b> <b>42</b>
<b>I was able to cover/support the required curricular content in the quarter system.</b>	9.52% 4	28.57% 12	23.81% 10	14.29% 6	23.81% 10	<b>100%</b> <b>42</b>
<b>Total</b>	- <b>57</b>	- <b>115</b>	- <b>95</b>	- <b>53</b>	- <b>61</b>	- <b>-</b>

### Educational Experience (Elementary)

Respondents: 15

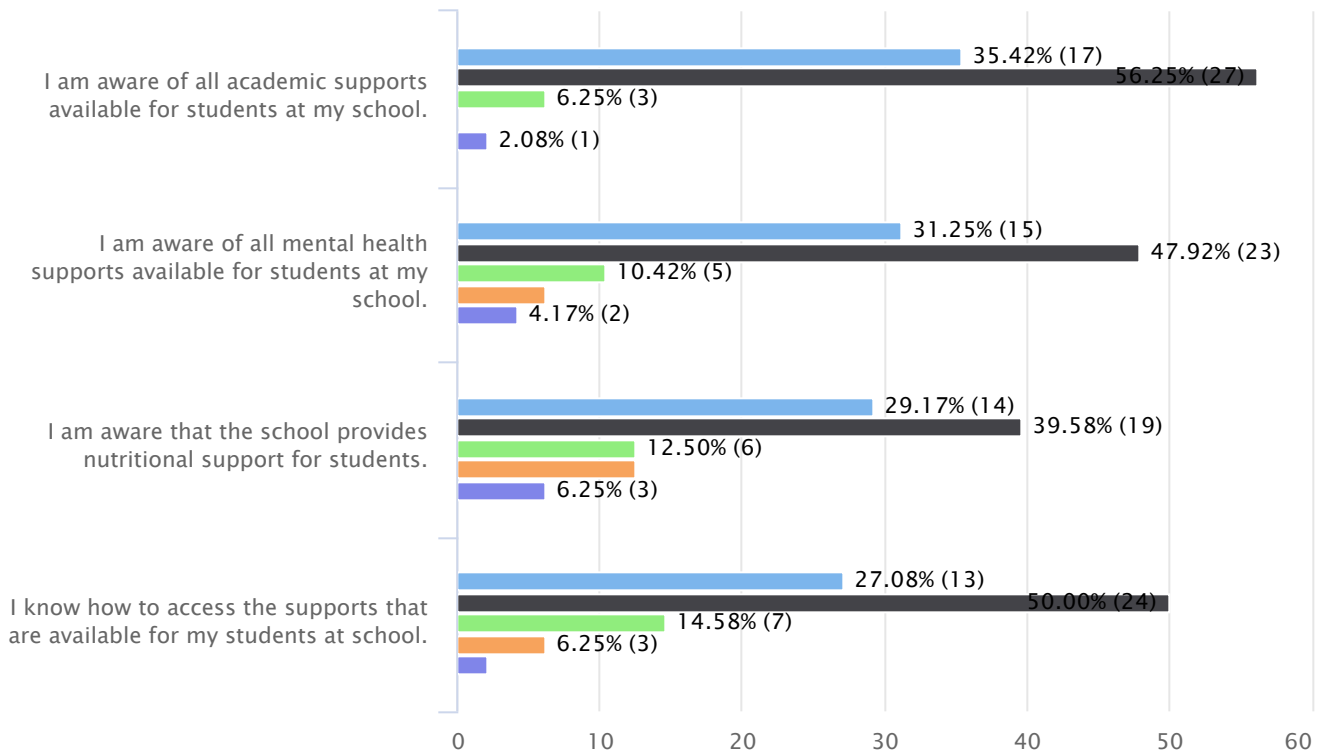


Questions	Strongly agree	Agree	Neutral	Disagree	Strongly disagree	Total
<b>My students enjoyed the cohort model where less classes were on the playground during recess and lunch.</b>	6.67% 1	33.33% 5	33.33% 5	13.33% 2	13.33% 2	<b>100%</b> <b>15</b>
<b>I feel that my students will be prepared for next school year.</b>	13.33% 2	53.33% 8	13.33% 2	13.33% 2	6.67% 1	<b>100%</b> <b>15</b>
<b>I enjoyed spending educational time with my students while they ate their lunch.</b>	20.00% 3	33.33% 5	33.33% 5	6.67% 1	6.67% 1	<b>100%</b> <b>15</b>
<b>I enjoyed meeting my students outside at the start of the day and taking them out at the end of the day.</b>	40.00% 6	20.00% 3	26.67% 4	0.00% 0	13.33% 2	<b>100%</b> <b>15</b>
<b>I am in regular communication with the parents of my students.</b>	42.86% 6	21.43% 3	14.29% 2	14.29% 2	7.14% 1	<b>100%</b> <b>14</b>
<b>Total</b>	- <b>18</b>	- <b>24</b>	- <b>18</b>	- <b>7</b>	- <b>7</b>	- <b>-</b>

# Staff Survey Questions

## Supports

Respondents: 48



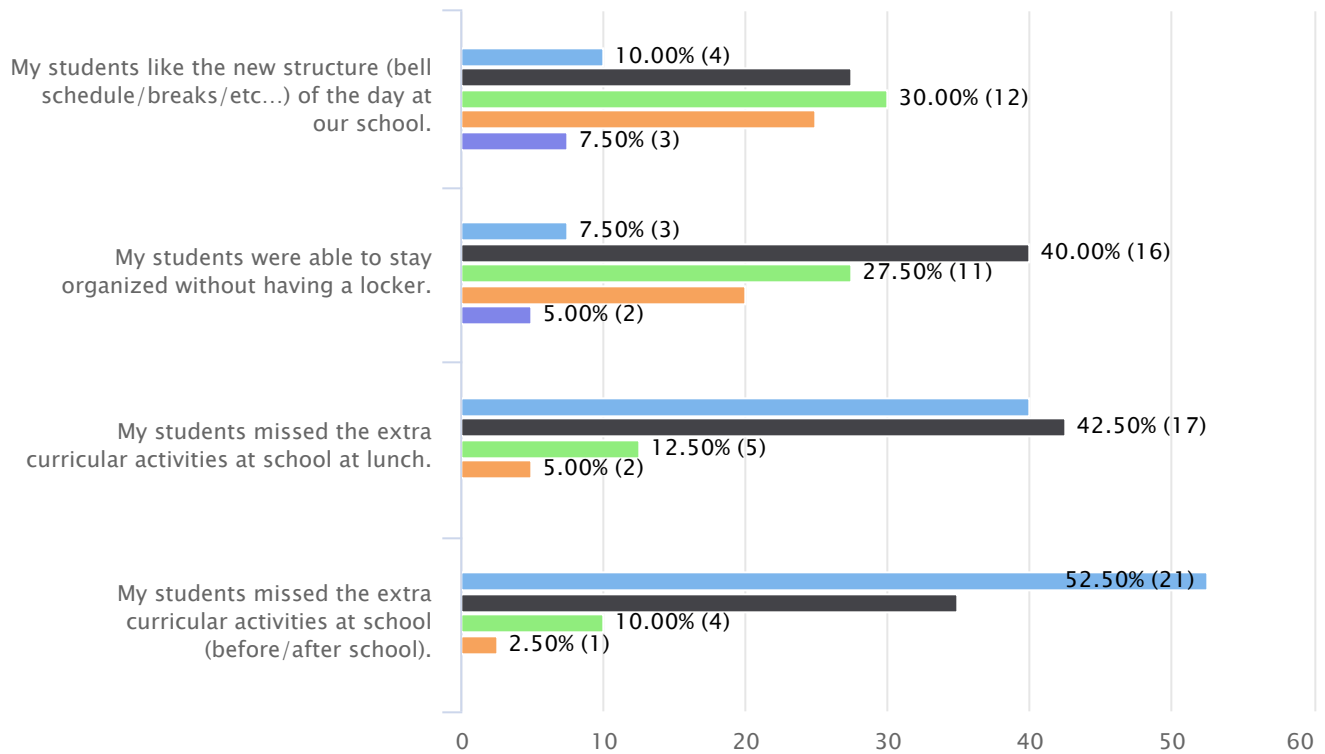
Questions	Strongly agree	Agree	Neutral	Disagree	Strongly disagree	Total
I am aware of all academic supports available for students at my school.	35.42% 17	56.25% 27	6.25% 3	0.00% 0	2.08% 1	100% 48
I am aware of all mental health supports available for students at my school.	31.25% 15	47.92% 23	10.42% 5	6.25% 3	4.17% 2	100% 48
I am aware that the school provides nutritional support for students.	29.17% 14	39.58% 19	12.50% 6	12.50% 6	6.25% 3	100% 48
I know how to access the supports that are available for my students at school.	27.08% 13	50.00% 24	14.58% 7	6.25% 3	2.08% 1	100% 48
<b>Total</b>	- <b>59</b>	- <b>93</b>	- <b>21</b>	- <b>12</b>	- <b>7</b>	- <b>-</b>



# Staff Survey Questions

## Structures (Secondary)

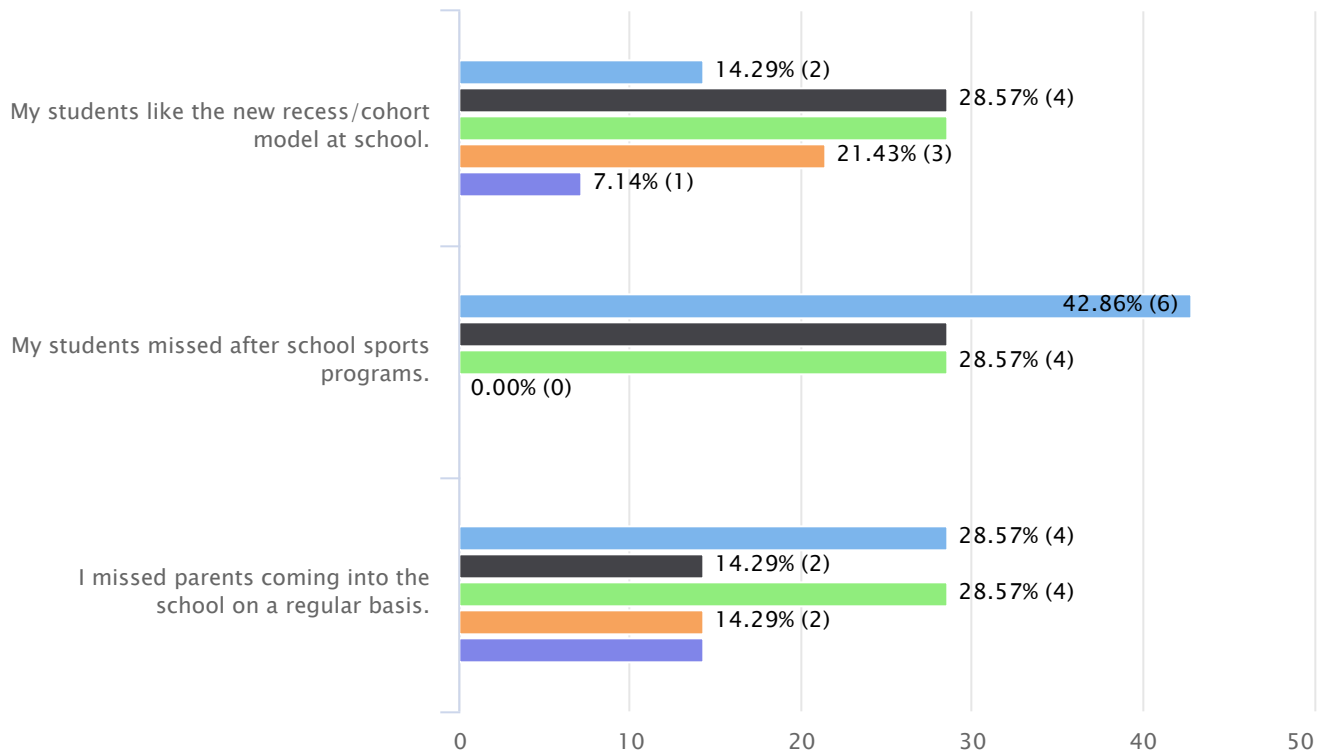
Respondents: 40



Questions	Strongly agree	Agree	Neutral	Disagree	Strongly disagree	Total
<b>My students like the new structure (bell schedule/breaks/etc...) of the day at our school.</b>	10.00% 4	27.50% 11	30.00% 12	25.00% 10	7.50% 3	<b>100% 40</b>
<b>My students were able to stay organized without having a locker.</b>	7.50% 3	40.00% 16	27.50% 11	20.00% 8	5.00% 2	<b>100% 40</b>
<b>My students missed the extra curricular activities at school at lunch.</b>	40.00% 16	42.50% 17	12.50% 5	5.00% 2	0.00% 0	<b>100% 40</b>
<b>My students missed the extra curricular activities at school (before/after school).</b>	52.50% 21	35.00% 14	10.00% 4	2.50% 1	0.00% 0	<b>100% 40</b>
<b>Total</b>	- <b>44</b>	- <b>58</b>	- <b>32</b>	- <b>21</b>	- <b>5</b>	- <b>-</b>

### Structures (Elementary)

Respondents: 14



Questions	Strongly agree	Agree	Neutral	Disagree	Strongly disagree	Total
<b>My students like the new recess/cohort model at school.</b>	14.29% 2	28.57% 4	28.57% 4	21.43% 3	7.14% 1	<b>100%</b> <b>14</b>
<b>My students missed after school sports programs.</b>	42.86% 6	28.57% 4	28.57% 4	0.00% 0	0.00% 0	<b>100%</b> <b>14</b>
<b>I missed parents coming into the school on a regular basis.</b>	28.57% 4	14.29% 2	28.57% 4	14.29% 2	14.29% 2	<b>100%</b> <b>14</b>
<b>Total</b>	- <b>12</b>	- <b>10</b>	- <b>12</b>	- <b>5</b>	- <b>3</b>	- <b>-</b>

Student Survey Questions

Student Survey Questions

Student Survey Questions

Student Survey Questions

2/19/2021 12:21:04 PM