



GRADE 10 Mark Isfeld Course Worksheet (2025-26)

Student Name _____ Student Number _____ TA # _____

Section One:

REQUIRED COURSES

Advisor Initials _____

All grade 10 students must complete the following required courses in their program:

FRENCH IMMERSION PROGRAM	ENGLISH PROGRAM
<div><input type="checkbox"/> Physical & Health Education 10</div> <div><input type="checkbox"/> Career Education 10</div> <div><input type="checkbox"/> Sciences Naturelles 10</div> <div><input type="checkbox"/> Sciences Humaines 10</div> <div><input type="checkbox"/> Francais Langue 10</div>	<div><input type="checkbox"/> Physical & Health Education 10</div> <div><input type="checkbox"/> Career Education 10</div> <div><input type="checkbox"/> Science 10</div> <div><input type="checkbox"/> Social Studies 10</div>

Section Two:

MATHEMATICS

A Mathematics 10 course is required. You must choose either Foundations of Math and Pre-Calculus 10 or Workplace Math 10. Please discuss your choice with your Math 9 teacher, counsellor and vice-principal.

<input type="checkbox"/> Foundations of Math and Pre-Calculus 10	<input type="checkbox"/> Workplace Math 10
------------------------------------------------------------------	--------------------------------------------

Section Three:

ENGLISH

All students in Grade 10 will take Literary Studies/Composition 10 (4 credits) to complete your English 10 graduation requirement.

<input type="checkbox"/> Literary Studies / Composition 10

Section Four:

ELECTIVES

French Immersion students – Choose **THREE** courses
English Program students – Choose **FIVE** courses

<u>Arts Education</u>	<u>Applied Design, Skills & Technology</u>	<u>Physical & Health Education</u>
<div>Drama</div> <div><input type="checkbox"/> Drama 10</div> <div>Music</div> <div><input type="checkbox"/> Band 10 (counts as two courses)</div> <div>For Jazz Band 10 & Choir 10 please sign up with Band and Choir teacher</div> <div>Visual Arts</div> <div><input type="checkbox"/> Art Studio 10</div> <div><input type="checkbox"/> Graphic Arts (2D) 10</div> <div><input type="checkbox"/> Photography 10</div> <div>Languages</div> <div>Each counts as two courses</div> <div><input type="checkbox"/> French 10</div> <div><input type="checkbox"/> Spanish 10</div>	<div>Business Education</div> <div><input type="checkbox"/> Business Ventures 10</div> <div>Technology Education</div> <div><input type="checkbox"/> Drafting 10</div> <div><input type="checkbox"/> Jewelry 10</div> <div><input type="checkbox"/> Metalwork 10</div> <div><input type="checkbox"/> Woodwork 10</div> <div><input type="checkbox"/> Electronics/Robotics 10</div> <div>Home Economics</div> <div><input type="checkbox"/> Food Studies 10</div> <div>Information Technology</div> <div><input type="checkbox"/> Computer Studies 10</div> <div><input type="checkbox"/> Web Development 10</div> <div><input type="checkbox"/> Yearbook 10</div>	<div><input type="checkbox"/> Active Lifestyles 10</div> <div><input type="checkbox"/> Conditioning for Sport & Physical Activity 10</div> <div><input type="checkbox"/> Fitness 10</div> <div><input type="checkbox"/> Sport Performance 10</div> <div><input type="checkbox"/> Team Sports 10</div> <div><input type="checkbox"/> Emergency Care 10</div>

Section Five:

ALTERNATES

Select **TWO** other elective choices above as alternates. This will be used if your elective choices can not be filled.

Alternate #1: _____ Alternate #2: _____

Continued over..

It is very important that students and parents understand that Isfeld’s course offerings are determined by the selections made in this programming process. Changes to your choices may not be possible once online course selection is completed. Some courses may not run due to low enrollment. Please be very careful to make choices that fit with your future educational and/or vocational plans. Our counsellors are available to answer your questions or to direct you to resources.

Section Six: ARE YOU INTERESTED IN?

There are many other learning opportunities at Isfeld. If you are interested in any of the following opportunities, please choose them during your online course request session. Consult the Isfeld Course Guide if you have any questions.

<input type="checkbox"/> Youth Train in Trades	<input type="checkbox"/> Transportation Trade Sampler
<input type="checkbox"/> Work Experience 12 (4 credits)	<input type="checkbox"/> Metal Mechanical Trade Sampler
<input type="checkbox"/> Model UN	<input type="checkbox"/> Construction Trade Sampler
<input type="checkbox"/> Tourism & Event Management Sampler	

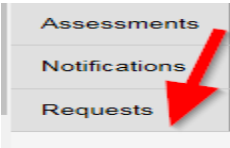
MYED Student Portal Online Course Selection

1 – Log in to MYEDUCATION BC

2 – Click on MY INFO top tab:









3 – Click on REQUESTS side tab (left hand side):



4 – Make sure you read the INSTRUCTIONS panel to ensure you select the correct courses.

5 – Click Select and choose the appropriate course in each section. Make sure you read the instructions in each section and complete each section. Required courses will have a grey checkmark.

Primary requests			
	Subject area	SchoolCourse > CrsNo	SchoolCourse > Description
	Grade 9 Required Courses	MEN--09	ENGLISH LANGUAGE ARTS 9
		MMA--09	MATHEMATICS 9
		MSC--09	SCIENCE 9
		MSS--09	SOCIAL STUDIES 9
	Languages		
	Physical and Health Ed.	MPHE-09H	PHYSICAL AND HEALTH EDUCATION 9 Fitness & Rec
	Band		
	Electives	MADFS09 FS	FOODS STUDIES 9 General
		MADFS09 GS	FOOD STUDIES 9 Global
		MAE--09---2D	ART 2D 9
		MAE--09---3D	ART 3D 9
		MAE--09---Gen	ART General 9
		XAT--09---PH	PHOTOGRAPHY 9
	Are you Interested in?		

Alternate requests				
	Subject area	SchoolCourse > CrsNo	SchoolCourse > Description	Alternate?
	Alternates	MAE--09---Dr	DRAMA 9	Y
		XAT--09---PH	PHOTOGRAPHY 9	Y

6 – You can add notes to be read by your counsellor in the NOTES for COUNSELLOR box.

7 – Hit Post in bottom left hand corner to send your course selections to the office.



8 – You can see a list of your selected courses by clicking on the blue Exit Entry mode link in the top right hand corner.