

Audited Financial Statements of

School District No. 71 (Comox Valley)

And Independent Auditors' Report thereon

June 30, 2024

School District No. 71 (Comox Valley)

June 30, 2024

Table of Contents

Management Report	1
Independent Auditors' Report	2-3
Statement of Financial Position - Statement 1	4
Statement of Operations - Statement 2	5
Statement of Changes in Net Debt - Statement 4	6
Statement of Cash Flows - Statement 5	7
Notes to the Financial Statements	8-28
Schedule of Changes in Accumulated Surplus (Deficit) by Fund - Schedule 1 (Unaudited)	29
Schedule of Operating Operations - Schedule 2 (Unaudited)	30
Schedule 2A - Schedule of Operating Revenue by Source (Unaudited)	31
Schedule 2B - Schedule of Operating Expense by Object (Unaudited)	32
Schedule 2C - Operating Expense by Function, Program and Object (Unaudited)	33
Schedule of Special Purpose Operations - Schedule 3 (Unaudited)	35
Schedule 3A - Changes in Special Purpose Funds and Expense by Object (Unaudited)	36
Schedule of Capital Operations - Schedule 4 (Unaudited)	39
Schedule 4A - Tangible Capital Assets (Unaudited)	40
Schedule 4B - Tangible Capital Assets - Work in Progress (Unaudited)	41
Schedule 4C - Deferred Capital Revenue (Unaudited)	42
Schedule 4D - Changes in Unspent Deferred Capital Revenue (Unaudited)	43

School District No. 71 (Comox Valley)

MANAGEMENT REPORT

Version: 6531-5785-3803

Management's Responsibility for the Financial Statements.

The accompanying financial statements of School District No. 71 (Comox Valley) have been prepared by management in accordance with the accounting requirements of Section 23.1 of the Budget Transparency and Accountability Act of British Columbia, supplemented by Regulations 257/2010 and 198/2011 issued by the Province of British Columbia Treasury Board, and the integrity and objectivity of these statements are management's responsibility. Management is also responsible for all of the notes to the financial statements and schedules, and for ensuring that this information is consistent, where appropriate, with the information contained in the financial statements.


The preparation of financial statements necessarily involves the use of estimates based on management's judgment particularly when transactions affecting the current accounting period cannot be finalized with certainty until future periods.

Management is also responsible for implementing and maintaining a system of internal controls to provide reasonable assurance that assets are safeguarded, transactions are properly authorized and reliable financial information is produced.

The Board of Education of School District No. 71 (Comox Valley) (called the "Board") is responsible for ensuring that management fulfills its responsibilities for financial reporting and internal control and exercises these responsibilities through the Board. The Board reviews internal financial statements on a monthly basis and externally audited financial statements yearly.

The external auditors, KPMG LLP, conduct an independent examination, in accordance with Canadian generally accepted auditing standards, and express their opinion on the financial statements. The external auditors have full and free access to financial management of School District No. 71 (Comox Valley) and meet when required. The accompanying Independent Auditors' Report outlines their responsibilities, the scope of their examination and their opinion on the School District's financial statements.

On behalf of School District No. 71 (Comox Valley)


Signature of the Chairperson of the Board of Education Sept 24/24
Date Signed


Signature of the Superintendent Sept 24/24
Date Signed


Signature of the Secretary Treasurer September 24/24
Date Signed



KPMG LLP

St. Andrew's Square II
800-730 View Street
Victoria BC V8W 3Y7
Canada
Telephone 250 480 3500
Fax 250 480 3539

INDEPENDENT AUDITOR'S REPORT

To the Board of Education of School District No. 71 (Comox Valley), and
To the Minister of Education and Child Care, Province of British Columbia

Opinion

We have audited the financial statements of School District No. 71 (Comox Valley) (the Entity), which comprise:

- the statement of financial position as at June 30, 2024
- the statement of operations for the year then ended
- the statement of changes in net debt for the year then ended
- the statement of cash flows for the year then ended
- and notes to the financial statements, including a summary of significant accounting policies

(Hereinafter referred to as the "financial statements").

In our opinion, the accompanying financial statements of the Entity as at and for the year ended June 30, 2024 are prepared, in all material respects, in accordance with the financial reporting provisions of Section 23.1 of the Budget Transparency and Accountability Act of the Province of British Columbia.

Basis for Opinion

We conducted our audit in accordance with Canadian generally accepted auditing standards. Our responsibilities under those standards are further described in the "**Auditor's Responsibilities for the Audit of the Financial Statements**" section of our auditor's report.

We are independent of the Entity in accordance with the ethical requirements that are relevant to our audit of the financial statements in Canada and we have fulfilled our other ethical responsibilities in accordance with these requirements.

We believe that the audit evidence we have obtained is sufficient and appropriate to provide a basis for our opinion.

Emphasis of Matter – Financial Reporting Framework

We draw attention to Note 2(a) to the financial statements which describes the applicable financial reporting framework and the significant differences between the financial reporting framework and Canadian public sector accounting standards.

Our opinion is not modified in respect of this matter.

Other Information

Management is responsible for the other information. Other information comprises:

- Information, other than the financial statements and the auditor's report thereon, included in the Financial Statement Discussion and Analysis document.
- Unaudited Schedules 1-4 attached to the audited financial statements.

Our opinion on the financial statements does not cover the other information and we do not and will not express any form of assurance conclusion thereon.

In connection with our audit of the financial statements, our responsibility is to read the other information identified above and, in doing so, consider whether the other information is materially inconsistent with the financial statements or our knowledge obtained in the audit, or otherwise appears to be materially misstated.

We obtained the Other Information, other than the financial statements and the auditor's report thereon, included in the Financial Statement Discussion and Analysis document and Unaudited Schedules 1-4 attached to the audited financial statements as at the date of this auditor's report. If, based on the work we have performed on this other information, we conclude that there is a material misstatement of this other information, we are required to report that fact in the auditor's report. We have nothing to report in this regard.



Responsibilities of Management and Those Charged with Governance for the Financial Statements

Management is responsible for the preparation of the financial statements in accordance with the financial reporting provisions of Section 23.1 of the Budget and Transparency and Accountability Act of the Province of British Columbia and for such internal control as management determines is necessary to enable the preparation of financial statements that are free from material misstatement, whether due to fraud or error.

In preparing the financial statements, management is responsible for assessing the Entity's ability to continue as a going concern, disclosing as applicable, matters related to going concern and using the going concern basis of accounting unless management either intends to liquidate the Entity or to cease operations, or has no realistic alternative but to do so.

Those charged with governance are responsible for overseeing the Entity's financial reporting process.

Auditor's Responsibilities for the Audit of the Financial Statements

Our objectives are to obtain reasonable assurance about whether the financial statements as a whole are free from material misstatement, whether due to fraud or error, and to issue an auditor's report that includes our opinion.

Reasonable assurance is a high level of assurance, but is not a guarantee that an audit conducted in accordance with Canadian generally accepted auditing standards will always detect a material misstatement when it exists.

Misstatements can arise from fraud or error and are considered material if, individually or in the aggregate, they could reasonably be expected to influence the economic decisions of users taken on the basis of the financial statements.

As part of an audit in accordance with Canadian generally accepted auditing standards, we exercise professional judgment and maintain professional skepticism throughout the audit.

We also:

- Identify and assess the risks of material misstatement of the financial statements, whether due to fraud or error, design and perform audit procedures responsive to those risks, and obtain audit evidence that is sufficient and appropriate to provide a basis for our opinion.

The risk of not detecting a material misstatement resulting from fraud is higher than for one resulting from error, as fraud may involve collusion, forgery, intentional omissions, misrepresentations, or the override of internal control.

- Obtain an understanding of internal control relevant to the audit in order to design audit procedures that are appropriate in the circumstances, but not for the purpose of expressing an opinion on the effectiveness of the Entity's internal control.
- Evaluate the appropriateness of accounting policies used and the reasonableness of accounting estimates and related disclosures made by management.
- Conclude on the appropriateness of management's use of the going concern basis of accounting and, based on the audit evidence obtained, whether a material uncertainty exists related to events or conditions that may cast significant doubt on the Entity's ability to continue as a going concern. If we conclude that a material uncertainty exists, we are required to draw attention in our auditor's report to the related disclosures in the financial statements or, if such disclosures are inadequate, to modify our opinion. Our conclusions are based on the audit evidence obtained up to the date of our auditor's report. However, future events or conditions may cause the Entity to cease to continue as a going concern.
- Communicate with those charged with governance regarding, among other matters, the planned scope and timing of the audit and significant audit findings, including any significant deficiencies in internal control that we identify during our audit.

Chartered Professional Accountants

Victoria, Canada
September 24, 2024




School District No. 71 (Comox Valley)

Statement of Financial Position
As at June 30, 2024

	2024 Actual	2023 Actual
	\$	\$
Financial Assets		
Cash and Cash Equivalents (Note 3)	32,727,833	35,126,905
Accounts Receivable		
Due from Province - Ministry of Education and Child Care (Note 4)	312,288	139,896
Other (Note 4)	709,655	524,167
Total Financial Assets	<u>33,749,776</u>	<u>35,790,968</u>
Liabilities		
Accounts Payable and Accrued Liabilities		
Due to Province - Other	-	4,240
Other (Note 5)	13,951,071	12,854,176
Unearned Revenue (Note 6)	2,775,862	2,395,867
Deferred Revenue (Note 7)	2,895,847	2,178,273
Deferred Capital Revenue (Note 8)	140,569,242	134,881,075
Employee Future Benefits (Note 9)	4,124,129	4,013,110
Asset Retirement Obligation (Note 21)	13,407,719	13,407,719
Total Liabilities	<u>177,723,870</u>	<u>169,734,460</u>
Net Debt	<u>(143,974,094)</u>	<u>(133,943,492)</u>
Non-Financial Assets		
Tangible Capital Assets (Note 10)	186,503,589	173,529,767
Prepaid Expenses	901,596	1,017,137
Total Non-Financial Assets	<u>187,405,185</u>	<u>174,546,904</u>
Accumulated Surplus (Deficit) (Note 18)	<u>43,431,091</u>	<u>40,603,412</u>

Contractual Obligations (Note 14)
Contingent Liabilities (Note 15)

Approved by the Board

	Sept 24/24 Date Signed
Signature of the Chairperson of the Board of Education	Sept 24/24 Date Signed
	Sept 24/24 Date Signed
Signature of the Superintendent	September 24/24 Date Signed
	September 24/24 Date Signed
Signature of the Secretary Treasurer	September 24/24 Date Signed

School District No. 71 (Comox Valley)

Statement 2

Statement of Operations
Year Ended June 30, 2024

	2024 Budget (Note 16) \$	2024 Actual \$	2023 Actual \$
Revenues			
Provincial Grants			
Ministry of Education and Child Care	134,564,821	136,145,959	123,222,591
Other	222,000	226,500	231,500
Tuition	2,970,250	3,052,977	2,976,038
Other Revenue	3,176,515	3,839,156	3,536,854
Rentals and Leases	150,000	134,800	169,031
Investment Income	1,142,576	1,173,998	1,023,715
Amortization of Deferred Capital Revenue	5,851,837	5,842,991	5,482,063
Total Revenue	<u>148,077,999</u>	<u>150,416,381</u>	<u>136,641,792</u>
Expenses (Note 17)			
Instruction	117,678,843	116,738,283	105,820,277
District Administration	5,122,711	4,724,382	4,103,220
Operations and Maintenance	23,057,170	23,181,684	21,132,320
Transportation and Housing	2,888,286	2,944,353	2,751,408
Total Expense	<u>148,747,010</u>	<u>147,588,702</u>	<u>133,807,225</u>
Surplus (Deficit) for the year	<u>(669,011)</u>	<u>2,827,679</u>	<u>2,834,567</u>
Accumulated Surplus (Deficit) from Operations, beginning of year		40,603,412	37,768,845
Accumulated Surplus (Deficit) from Operations, end of year		<u><u>43,431,091</u></u>	<u>40,603,412</u>

School District No. 71 (Comox Valley)

Statement of Changes in Net Debt

Year Ended June 30, 2024

	2024 Budget (Note 16) \$	2024 Actual \$	2023 Actual \$
Surplus (Deficit) for the year	(669,011)	2,827,679	2,834,567
Effect of change in Tangible Capital Assets			
Acquisition of Tangible Capital Assets	(21,735,098)	(21,606,333)	(12,315,565)
Amortization of Tangible Capital Assets	8,733,002	8,632,511	8,128,662
Total Effect of change in Tangible Capital Assets	(13,002,096)	(12,973,822)	(4,186,903)
Acquisition of Prepaid Expenses		(901,596)	(1,017,137)
Use of Prepaid Expenses		1,017,137	1,073,069
Total Effect of change in Other Non-Financial Assets	-	115,541	55,932
(Increase) Decrease in Net Debt, before Net Remeasurement Gains (Losses)	<u>(13,671,107)</u>	(10,030,602)	(1,296,404)
Net Remeasurement Gains (Losses)			
(Increase) Decrease in Net Debt		(10,030,602)	(1,296,404)
Net Debt, beginning of year		(133,943,492)	(132,647,088)
Net Debt, end of year		<u>(143,974,094)</u>	<u>(133,943,492)</u>

School District No. 71 (Comox Valley)

Statement 5

Statement of Cash Flows

Year Ended June 30, 2024

	2024 Actual	2023 Actual
	\$	\$
Operating Transactions		
Surplus (Deficit) for the year	2,827,679	2,834,567
Changes in Non-Cash Working Capital		
Decrease (Increase)		
Accounts Receivable	(357,880)	670,308
Prepaid Expenses	115,541	55,932
Increase (Decrease)		
Accounts Payable and Accrued Liabilities	1,092,655	1,913,299
Unearned Revenue	379,995	72,869
Deferred Revenue	717,574	216,362
Employee Future Benefits	111,019	25,056
Amortization of Tangible Capital Assets	8,632,511	8,128,662
Amortization of Deferred Capital Revenue	(5,842,991)	(5,482,063)
Total Operating Transactions	7,676,103	8,434,992
Capital Transactions		
Tangible Capital Assets Purchased	(14,074,797)	(8,322,366)
Tangible Capital Assets -WIP Purchased	(7,531,536)	(3,993,199)
Total Capital Transactions	(21,606,333)	(12,315,565)
Financing Transactions		
Capital Revenue Received	11,531,158	7,037,197
Total Financing Transactions	11,531,158	7,037,197
Net Increase (Decrease) in Cash and Cash Equivalents	(2,399,072)	3,156,624
Cash and Cash Equivalents, beginning of year	35,126,905	31,970,281
Cash and Cash Equivalents, end of year	32,727,833	35,126,905
Cash and Cash Equivalents, end of year, is made up of:		
Cash	32,727,833	35,126,905
	32,727,833	35,126,905
Supplementary Cash Flow Information (Note 22)		

SCHOOL DISTRICT NO. 71 (COMOX VALLEY)
NOTES TO FINANCIAL STATEMENTS
YEAR ENDED JUNE 30, 2024

NOTE 1 AUTHORITY AND PURPOSE

The School District, established in 1946, operates under authority of the School Act of British Columbia as a corporation under the name of "The Board of Education of School District No. 71 (Comox Valley)", and operates as "School District No. 71 (Comox Valley)." A board of education ("Board") elected for a four-year term governs the School District. The School District provides educational programs to students enrolled in schools in the district and is principally funded by the Province of British Columbia through the Ministry of Education and Child Care. School District No. 71 (Comox Valley) is exempt from federal and provincial corporate income taxes.

NOTE 2 SUMMARY OF SIGNIFICANT ACCOUNTING POLICIES

The financial statements of the School District are prepared by management in accordance with the basis of accounting described below. Significant accounting policies of the School District are as follows:

a) Basis of Accounting

These financial statements have been prepared in accordance with Section 23.1 of the *Budget Transparency and Accountability Act of the Province of British Columbia*. This Section requires that the financial statements be prepared in accordance with Canadian public sector accounting standards except with regards to the accounting for government transfers as set out in Notes 2(e), 2(f) and 2(n).

In November 2011, Treasury Board provided a directive through Restricted Contributions Regulation 198/2011 providing direction for the reporting of restricted contributions whether they are received or receivable by the School District before or after this regulation was in effect.

As noted in notes 2(e) and 2(n), Section 23.1 of the *Budget Transparency and Accountability Act* and its related regulations require the School District to recognize non-capital restricted contributions into revenue in the fiscal period in which the restriction that the contribution is subject to is met and require the School District to recognize government transfers for the acquisition of capital assets into revenue on the same basis as the related amortization expense. Canadian public sector accounting standards would require these contributions, if they are government transfers, to be recognized into revenue immediately when received unless they contain a stipulation that meets the definition of a liability.

b) Cash and Cash Equivalents

Cash and cash equivalents include cash in the bank, deposits in the Provincial Ministry of Finance Central Deposit Program, and highly liquid securities that are readily convertible to known amounts of cash and that are subject to an insignificant risk of change in value. These cash equivalents generally have a maturity of three months or less at acquisition and are held for the purpose of meeting short-term cash commitments rather than for investing.

c) Accounts Receivable

Accounts receivable are measured at amortized cost and shown net of allowance for doubtful accounts.

SCHOOL DISTRICT NO. 71 (COMOX VALLEY)
NOTES TO FINANCIAL STATEMENTS
YEAR ENDED JUNE 30, 2024

NOTE 2 **SUMMARY OF SIGNIFICANT ACCOUNTING POLICIES** *(Continued)*

d) Unearned Revenue

Unearned revenue includes tuition fees received for courses to be delivered in future periods. Revenue will be recognized in that future period when the courses are provided.

e) Deferred Revenue

Deferred revenue includes contributions received with stipulations that meet the description of restricted contributions in the Restricted Contributions Regulation 198/2011 issued by Treasury Board. When restrictions are met, deferred revenue is recognized as revenue in the fiscal year in a manner consistent with the circumstances and evidence used to support the initial recognition of the contributions received as a liability as detailed in Note 2 (n).

f) Deferred Capital Revenue

Funding received for the acquisition of depreciable tangible capital assets is recorded as deferred capital revenue and amortized over the life of the asset acquired as revenue in the Statement of Operations. This accounting treatment is not consistent with the requirements of Canadian public sector accounting standards which require that government transfers be recognized as revenue when approved by the transferor and eligibility criteria have been met unless the transfer contains a stipulation that creates a liability in which case the transfer is recognized as revenue over the period that the liability is extinguished.

g) Employee Future Benefits

The School District provides certain post-employment benefits including vested and non-vested benefits for certain employees pursuant to certain contracts and union agreements.

The School District accrues its obligations and related costs including both vested and non-vested benefits under employee future benefit plans. Benefits include vested sick leave, accumulating non-vested sick leave, early retirement, retirement/severance, vacation, overtime and death benefits. The benefits cost is actuarially determined using the projected unit credit method pro-rated on service and using management's best estimate of expected salary escalation, termination rates, retirement rates and mortality. The discount rate used to measure obligations is based on the cost of borrowing.

The cumulative unrecognized actuarial gains and losses are amortized over the expected average remaining service lifetime of active employees covered under the plan.

The most recent valuation of the obligation was performed at March 31, 2022 and projected to March 31, 2025. The next valuation will be performed at March 31, 2025 for use at June 30, 2025. For the purposes of determining the financial position of the plans and the employee future benefit costs, a measurement date of March 31 was adopted for all periods subsequent to July 1, 2004.

SCHOOL DISTRICT NO. 71 (COMOX VALLEY)
NOTES TO FINANCIAL STATEMENTS
YEAR ENDED JUNE 30, 2024

NOTE 2 **SUMMARY OF SIGNIFICANT ACCOUNTING POLICIES** *(Continued)*

g) Employee Future Benefits *(Continued)*

The School District and its employees make contributions to the Teachers' Pension Plan and Municipal Pension Plan. The plans are multi-employer plans where assets and obligations are not separated. The costs are expensed as incurred.

h) Asset Retirement Obligations

A liability is recognized when, as at the financial reporting date:

- there is a legal obligation to incur retirement costs in relation to a tangible capital asset;
- the past transaction or event giving rise to the liability has occurred;
- it is expected that future economic benefits will be given up; and
- a reasonable estimate of the amount can be made.

The liability includes costs for the removal of asbestos and other hazardous material in several of the buildings owned by the School District. The liability has been measured at current cost as the timing and amounts of future cash flows cannot be estimated. The resulting costs have been capitalized into the carrying amount of tangible capital assets and are being amortized on the same basis as the related tangible capital asset (see note 2 j). Assumptions used in the calculations are reviewed annually.

i) Liability for Contaminated Sites

Contaminated sites are a result of contamination being introduced into air, soil, water or sediment of a chemical, organic or radioactive material or live organism that exceeds an environmental standard. The liability is recorded net of any expected recoveries. A liability for remediation of contaminated sites is recognized when a site is not in productive use and all the following criteria are met:

- an environmental standard exists;
- contamination exceeds the environmental standard;
- the School District:
 - is directly responsible; or
 - accepts responsibility;
- it is expected that future economic benefits will be given up; and
- a reasonable estimate of the amount can be made.

The liability is recognized as management's estimate of the cost of post-remediation including operation, maintenance and monitoring that are an integral part of the remediation strategy for a contaminated site.

At this time, the School District has determined there are no liabilities for contaminated sites.

SCHOOL DISTRICT NO. 71 (COMOX VALLEY)
NOTES TO FINANCIAL STATEMENTS
YEAR ENDED JUNE 30, 2024

NOTE 2 **SUMMARY OF SIGNIFICANT ACCOUNTING POLICIES** *(Continued)*

j) Tangible Capital Assets

The following criteria apply:

- Tangible capital assets acquired or constructed are recorded at cost which includes amounts that are directly related to the acquisition, design, construction, development, improvement, or betterment of the assets. Cost also includes overhead directly attributable to construction as well as interest costs that are directly attributable to the acquisition or construction of the asset.
- Donated tangible capital assets are recorded at their fair market value on the date of donation, except in circumstances where fair value cannot be reasonably determined, which are then recognized at nominal value. Transfers of capital assets from related parties are recorded at carrying value.
- Work-in-progress is recorded as an acquisition to the applicable asset class at substantial completion.
- Tangible capital assets are written down to residual value when conditions indicate they no longer contribute to the ability of the School District to provide services or when the value of future economic benefits associated with the sites and buildings are less than their net book value. The write-downs are accounted for as expenses in the Statement of Operations.
- Buildings that are demolished or destroyed are written-off.
- Works of art, historic assets and intangible assets are not recorded as assets in these financial statements.
- The cost, less residual value, of tangible capital assets (excluding sites), is amortized on a straight-line basis over the estimated useful life of the asset. It is management's responsibility to determine the appropriate useful lives for tangible capital assets. These useful lives are reviewed on a regular basis or if significant events initiate the need to revise.

Estimated useful life is as follows:

Buildings	40 years
Furniture & Equipment	10 years
Vehicles	10 years
Computer Software	5 years
Computer Hardware	5 years

SCHOOL DISTRICT NO. 71 (COMOX VALLEY)
NOTES TO FINANCIAL STATEMENTS
YEAR ENDED JUNE 30, 2024

NOTE 2 **SUMMARY OF SIGNIFICANT ACCOUNTING POLICIES** *(Continued)*

k) Capital Leases

Leases that, from the point of view of the lessee, transfer substantially all the benefits and risks incidental to ownership of the property to the School District are considered capital leases.

These are accounted for as an asset and an obligation. Capital lease obligations are recorded at the present value of the minimum lease payments excluding executor costs, e.g., insurance, maintenance costs, etc. The discount rate used to determine the present value of the lease payments is the lower of the School District's rate for incremental borrowing or the interest rate implicit in the lease.

All other leases are accounted for as operating leases and the related payments are charged to expenses as incurred.

l) Prepaid Expenses

Payments for insurance, subscriptions, software, utilities, membership and maintenance contracts for use within the School District are included as a prepaid expense and stated at acquisition cost and are charged to expense over the periods expected to benefit from it.

m) Funds and Reserves

Certain amounts, as approved by the Board, are set aside in accumulated surplus for future operating and capital purposes. Transfers between various funds and reserves are adjusted in the respective fund and recorded. (see Note 19 – Accumulated Surplus).

n) Revenue Recognition

Revenues are recorded on an accrual basis in the period in which the transactions or events occurred that gave rise to the revenues, the amounts are considered to be collectible and can be reasonably estimated.

Contributions received or where eligibility criteria have been met are recognized as revenue except where the contribution meets the criteria for deferral as described below. Eligibility criteria are the criteria that the School District has to meet in order to receive the contributions including authorization by the transferring government.

For contributions subject to a legislative or contractual stipulation or restriction as to their use, revenue is recognized as follows:

- Non-capital contributions for specific purposes are recorded as deferred revenue and recognized as revenue in the year related expenses are incurred,
- Contributions restricted for site acquisitions are recorded as revenue when the sites are purchased, and
- Contributions restricted for tangible capital assets acquisitions other than sites are recorded as deferred capital revenue and amortized over the useful life of the related assets.

SCHOOL DISTRICT NO. 71 (COMOX VALLEY)
NOTES TO FINANCIAL STATEMENTS
YEAR ENDED JUNE 30, 2024

NOTE 2 **SUMMARY OF SIGNIFICANT ACCOUNTING POLICIES** *(Continued)*

n) Revenue Recognition *(Continued)*

Donated tangible capital assets other than sites are recorded at fair market value and amortized over the useful life of the assets. Donated sites are recorded as revenue at fair market value when received or receivable.

The accounting treatment for restricted contributions is not consistent with the requirements of Canadian public sector accounting standards which require that government transfers be recognized as revenue when approved by the transferor and eligibility criteria have been met unless the transfer contains a stipulation that meets the criteria for liability recognition in which case the transfer is recognized as revenue over the period that the liability is extinguished.

Revenue related to fees or services received in advance of the fee being earned or the service is performed is deferred and recognized when the fee is earned, or service performed.

Investment income is reported in the period earned. When required by the funding party or related Act, investment income earned on deferred revenue is added to the deferred revenue balance.

o) Expenditures

Expenses are reported on an accrual basis. The cost of all goods consumed, and services received during the year is expensed.

Categories of Salaries

- Principals, Vice-Principals, and Directors of Instruction employed under an administrative officer contract are categorized as Principals/Vice-Principals.

- Superintendent, Associate Superintendents, Secretary-Treasurer, Assistant Secretary-Treasurer, Directors, Managers, Trustees and other employees excluded from union contracts are categorized as Other Professionals.

Allocation of Costs

- Operating expenses are reported by function, program, and object. Whenever possible, expenditures are determined by actual identification. Additional costs pertaining to specific instructional programs, such as special and indigenous education, are allocated to these programs. All other costs are allocated to related programs.
- Actual salaries of personnel assigned to two or more functions or programs are allocated based on the time spent in each function and program. School-based clerical salaries are allocated to school administration and partially to other programs to which they may be assigned. Principals and Vice-Principals salaries are allocated to school administration and may be partially allocated to other programs to recognize their other responsibilities.
- Employee benefits and allowances are allocated to the same programs, and in the same proportions, as the individual's salary.
- Supplies and services are allocated based on actual program identification.

SCHOOL DISTRICT NO. 71 (COMOX VALLEY)
NOTES TO FINANCIAL STATEMENTS
YEAR ENDED JUNE 30, 2024

NOTE 2 SUMMARY OF SIGNIFICANT ACCOUNTING POLICIES (Continued)

p) Financial Instruments

A contract establishing a financial instrument creates, at its inception, rights and obligations to receive or deliver economic benefits. The financial assets and financial liabilities portray these rights and obligations in the financial statements. The School District recognizes a financial instrument when it becomes a party to a financial instrument contract.

Financial instruments consist of cash and cash equivalents, accounts receivable, accounts payable and accrued liabilities, and other liabilities.

Financial assets and liabilities are recorded at cost or amortized cost and the associated transaction costs are added to the carrying value of these investments upon initial recognition. Transaction costs are incremental costs directly attributable to the acquisition or issue of a financial asset or a financial liability.

Unrealized gains and losses from changes in the fair value of financial instruments are recognized in the Statement of Remeasurement Gains and Losses. Upon settlement, the cumulative gain or loss is reclassified from the Statement of Remeasurement Gains and Losses and recognized in the Statement of Operations. Interest and dividends attributable to financial instruments are reported in the Statement of Operations. There are no measurement gains or losses during the periods presented; therefore, no statement of remeasurement gains or losses is included in these financial statements.

All financial assets except derivatives are tested annually for impairment. When financial assets are impaired, impairment losses are recorded in the Statement of Operations. A write-down of a portfolio investment to reflect a loss in value is not reversed for a subsequent increase in value.

For financial instruments measured using amortized cost, the effective interest rate method is used to determine interest revenue or expense.

q) Measurement Uncertainty

Preparation of financial statements in accordance with the basis of accounting described in note 2 requires management to make estimates and assumptions that impact reported amounts of assets and liabilities at the date of the financial statements and revenues and expenses during the reporting periods. Areas requiring the use of management estimates relate to the potential impairment of assets, liabilities for contaminated sites, asset retirement obligations, rates for amortization and estimated employee future benefits. Actual results could differ from those estimates.

r) Adoption of New Accounting Standards

On July 1, 2023 the School District adopted Canadian Public Sector Accounting Standard PS 3400, *Revenue* ("PS 3400"). Under the new accounting standard, there are two categories of revenue – exchange and non-exchange. If the transaction gives rise to one or more performance obligations, it is an exchange transaction. If no performance obligations are present, it is a non-exchange transaction. Management has assessed the impact of adopting PS 3400 on the financial statements of the School District and has found no adjustments based on the requirements of the standard.

SCHOOL DISTRICT NO. 71 (COMOX VALLEY)
NOTES TO FINANCIAL STATEMENTS
YEAR ENDED JUNE 30, 2024

NOTE 2 SUMMARY OF SIGNIFICANT ACCOUNTING POLICIES (Continued)

r) Adoption of New Accounting Standards (Continued)

On July 1, 2023 the School District adopted Canadian Public Sector Accounting Standard PS 3160, *Public Private Partnerships* ("PS 3160"). The new accounting standard addresses the recognition, measurement, presentation, and disclosure of infrastructure procured by public sector entities through certain types of public private partnership arrangements. Management has assessed the impact of adopting PS 3160 on the financial statements of the School District and has found that at present no such items meet the criteria to be recognized as a public private partnership.

On July 1, 2023, the School District adopted Public Sector Guideline PSG-8, *Purchased Intangibles*, applied on a prospective basis ("PSG-8"). PSG-8 defines purchased intangibles as identifiable non-monetary economic resources without physical substance acquired through an arm's length exchange transaction between knowledgeable, willing parties who are under no compulsion to act. Intangibles acquired through a transfer, contribution, or inter-entity transaction, are not purchased intangibles. Management has assessed the impact of adopting PSG-8 and found that at present no such items meet the criteria to be recognized as a purchased intangible.

NOTE 3 CASH AND CASH EQUIVALENTS

	2024	2023
School Generated Funds	\$ 840,670	\$ 836,830
District Funds	31,496,830	18,774,056
Restricted Funds - Teacher Salary Deferral Program	241,569	151,204
BC Ministry of Finance Central Deposit Program	148,764	15,364,815
	\$ 32,727,833	\$ 35,126,905

NOTE 4 ACCOUNTS RECEIVABLE – OTHER RECEIVABLES

	2024	2023
Due from Federal Government	\$ 312,288	\$ 139,896
Other	709,655	524,167
	\$ 1,021,943	\$ 664,063

SCHOOL DISTRICT NO. 71 (COMOX VALLEY)
NOTES TO FINANCIAL STATEMENTS
YEAR ENDED JUNE 30, 2024

NOTE 5 ACCOUNTS PAYABLE AND ACCRUED LIABILITIES – OTHER

	2024	2023
Trade payables	\$ 2,495,888	\$ 1,908,782
Salaries and benefits payable	3,509,099	3,463,553
Accrued vacation payable	590,884	486,090
Other	7,355,200	6,995,751
	\$ 13,951,071	\$ 12,854,176

NOTE 6 UNEARNED REVENUE

	2024	2023
Balance, beginning of year	\$ 2,395,867	\$ 2,322,998
Tuition fees received	3,432,972	3,048,907
Tuition fees recognized	(3,052,977)	(2,976,038)
Balance, end of year	\$ 2,775,862	\$ 2,395,867

NOTE 7 DEFERRED REVENUE

Deferred revenue includes unspent grants and contributions received that meet the description of a restricted contribution in the Restricted Contributions Regulation 198/2011 issued by Treasury Board, i.e., the stipulations associated with those grants and contributions have not yet been fulfilled.

	2024	2023
Balance, beginning of year	\$ 2,178,273	\$ 1,961,911
Grants received:		
Provincial Grants - Ministry of Education	17,114,797	15,916,650
School Generated Funds	3,212,245	2,721,968
Other	45,095	30,080
Subtotal	20,372,137	18,668,698
Revenue recognized:	(19,654,563)	(18,445,226)
Revenue recovered:		(7,110)
Subtotal	(19,654,563)	(18,452,336)
Balance, end of year	\$ 2,895,847	\$ 2,178,273

SCHOOL DISTRICT NO. 71 (COMOX VALLEY)
NOTES TO FINANCIAL STATEMENTS
YEAR ENDED JUNE 30, 2024

NOTE 8 DEFERRED CAPITAL REVENUE

Deferred capital revenue includes grants and contributions received that are restricted by the contributor for the acquisition of tangible capital assets that meet the description of a restricted contribution in the Restricted Contributions Regulation 198/2011 issued by Treasury Board. Once spent, the contributions are amortized into revenue over the life of the asset acquired.

	2024	2023
<u>Deferred capital revenue - subject to amortization</u>		
Balance, beginning of year	\$ 127,575,583	\$ 129,051,750
Provincial Grants - Ministry of Education	11,066,313	3,865,223
Transfer in from deferred revenue - WIP	4,124,389	140,673
Amortization of deferred capital revenue	(5,842,991)	(5,482,063)
Balance, end of year	\$ 136,923,294	\$ 127,575,583
	2024	2023
<u>Deferred capital revenue - work in progress</u>		
Work in progress, beginning of year	\$ 4,124,389	\$ 271,863
Transfer in from deferred capital revenue - Unspent	199,229	3,993,199
Transfer to deferred capital revenue	(4,124,389)	(140,673)
Balance, end of year	\$ 199,229	\$ 4,124,389
	2024	2023
<u>Deferred capital revenue - unspent</u>		
Unspent deferred capital revenue, beginning of year	\$ 3,181,103	\$ 4,002,328
Provincial Grants - Ministry of Education	3,729,667	3,788,912
Provincial Grants - Other	7,801,491	3,248,285
Transfer to deferred capital revenue	(11,066,313)	(3,865,223)
Transfer to deferred capital revenue - work in progress	(199,229)	(3,993,199)
Balance, end of year	\$ 3,446,719	\$ 3,181,103
 Total deferred capital revenue balance, end of year	 \$ 140,569,242	 \$ 134,881,075

NOTE 9 EMPLOYEE FUTURE BENEFITS

Benefits include vested sick leave, accumulating non-vested sick leave, early retirement, retirement/severance, vacation, overtime and death benefits. Funding is provided when the benefits are paid and accordingly, there are no plan assets. Although no plan assets are uniquely identified, the School District has provided for the payment of these benefits.

SCHOOL DISTRICT NO. 71 (COMOX VALLEY)
NOTES TO FINANCIAL STATEMENTS
YEAR ENDED JUNE 30, 2024

NOTE 9 **EMPLOYEE FUTURE BENEFITS (Continued)**

	2024	2023
Reconciliation of Accrued Benefit Obligation		
Accrued Benefit Obligation - April 1	\$ 3,248,541	\$ 3,352,421
Service Cost	301,426	306,299
Interest Cost	133,917	110,629
Benefit Payments	(198,379)	(244,558)
Increase (Decrease) in obligation due to Plan Amendment	-	-
Actuarial (Gain) Loss	(252,062)	(276,250)
Accrued Benefit Obligation - March 31	\$ 3,233,443	\$ 3,248,541

	2024	2023
Reconciliation of Funded Status at End of Fiscal Year		
Accrued Benefit Obligation - March 31	\$ 3,233,443	\$ 3,248,541
Funded Status - Surplus (Deficit)	(3,233,443)	(3,248,541)
Employer Contributions after Measurement Date	21,993	39,567
Benefits Expense After Measurement Date	(109,536)	(108,837)
Unamortized Net Actuarial (Gain) Loss	(803,144)	(695,300)
Accrued Benefit Asset (Liability) - June 30	\$ (4,124,129)	\$ (4,013,110)

Reconciliation of Change in Accrued Benefit Liability		
Accrued Benefit Liability (Asset) - July 1	\$ 4,013,110	\$ 3,988,055
Net Expense for Fiscal Year	291,824	296,254
Employer Contributions	(180,805)	(271,199)
Accrued Benefit Liability (Asset) - June 30	\$ 4,124,129	\$ 4,013,110

Components of Net Benefit Expense		
Service Cost	\$ 300,516	\$ 305,081
Interest Cost	135,527	116,451
Immediate Recognition of Plan Amendment	-	-
Amortization of Net Actuarial (Gain)/Loss	(144,219)	(125,278)
Net Benefit Expense (Income)	\$ 291,824	\$ 296,254

SCHOOL DISTRICT NO. 71 (COMOX VALLEY)
NOTES TO FINANCIAL STATEMENTS
YEAR ENDED JUNE 30, 2024

NOTE 9 **EMPLOYEE FUTURE BENEFITS** *(Continued)*

The significant actuarial assumptions adopted for measuring the School District's accrued benefit obligations are:

	June 30, 2024	June 30, 2023
Discount Rate - April 1	4.00%	3.25%
Discount Rate - March 31	4.25%	4.00%
Long Term Salary Growth - April 1	2.50% + seniority	2.50% + seniority
Long Term Salary Growth - March 31	2.50% + seniority	2.50% + seniority
EARSL - March 31	9.3 years	9.3 years

NOTE 10 **TANGIBLE CAPITAL ASSETS**

	June 30, 2024	June 30, 2023
Net Book Value:		
Sites	\$ 14,800,889	\$ 14,800,889
Buildings	158,378,176	146,686,756
Furniture & Equipment	8,658,070	7,375,228
Vehicles	1,296,593	1,308,852
Computer Hardware	3,369,861	3,358,042
Total	\$186,503,589	\$173,529,767

June 30, 2024

	Balance at	Additions	Disposals	Transfers	Balance at
Cost:	July 1, 2023			(WIP)	June 30, 2024
Sites	\$ 14,800,889	\$ -	\$ -	\$ -	\$ 14,800,889
Buildings	265,716,090	14,214,193	-	3,413,145	\$283,343,428
Furniture & Equipment	9,926,260	2,400,912	-	(5,998)	\$ 12,321,174
Vehicles	2,245,646	217,168	119,924	-	\$ 2,342,890
Computer Hardware	6,703,013	1,366,913	1,222,001	-	\$ 6,847,925
Total	\$ 299,391,898	\$ 18,199,186	\$ 1,341,925	3,407,147	\$319,656,306

SCHOOL DISTRICT NO. 71 (COMOX VALLEY)
NOTES TO FINANCIAL STATEMENTS
YEAR ENDED JUNE 30, 2024

NOTE 10 TANGIBLE CAPITAL ASSETS (Continued)

June 30, 2024

Accumulated Amortization:	Balance at July 1, 2023	Additions	Disposals	Balance at June 30, 2024
Sites	\$ -	\$ -	\$ -	\$ -
Buildings	119,029,334	5,935,918	-	\$ 124,965,252
Furniture & Equipment	2,551,032	1,112,072	-	\$ 3,663,104
Vehicles	936,794	229,427	119,924	\$ 1,046,297
Computer Hardware	3,344,971	1,355,094	1,222,001	\$ 3,478,064
Total	\$ 125,862,131	\$ 8,632,511	\$ 1,341,925	\$ 133,152,717

June 30, 2023

Cost:	Balance at July 1, 2022	Prior Period Adjustment (ARO)	Revised Balance at July 1, 2022	Additions	Disposals	Transfers (WIP)	Balance at June 30, 2023
Sites	\$ 14,800,889	\$ -	\$ 14,800,889	\$ -	\$ -	\$ -	\$ 14,800,889
Buildings	242,892,979	13,407,719	\$ 256,300,698	5,428,191	-	3,987,201	265,716,090
Furniture & Equipment	7,962,968	-	\$ 7,962,968	2,007,294	50,000	5,998	9,926,260
Vehicles	2,153,533	-	\$ 2,153,533	162,011	69,898	-	2,245,646
Computer Hardware	6,379,476	-	\$ 6,379,476	865,543	542,006	-	6,703,013
Total	\$ 274,189,845	\$ 13,407,719	\$ 287,597,564	\$ 8,463,039	\$ 661,904	3,993,199	\$299,391,898

June 30, 2023

Accumulated Amortization:	Balance at July 1, 2022	Prior Period Adjustment (ARO)	Revised Balance at July 1, 2022	Additions	Disposals	Balance at June 30, 2023
Sites	\$ -	\$ -	\$ -	\$ -	\$ -	\$ -
Buildings	100,008,797	13,314,245	\$ 113,323,042	5,706,292	-	119,029,334
Furniture & Equipment	1,706,870	-	\$ 1,706,870	894,162	50,000	2,551,032
Vehicles	786,733	-	\$ 786,733	219,959	69,898	936,794
Computer Hardware	2,578,728	-	\$ 2,578,728	1,308,249	542,006	3,344,971
Total	\$ 105,081,128	\$ 13,314,245	\$ 118,395,373	\$ 8,128,662	\$ 661,904	\$ 125,862,131

NOTE 11 DISPOSAL OF SITES AND BUILDINGS

In the 2016-17 school year, the District entered into a tri-party agreement with the Corporation of the City of Courtenay and the Comox Valley Regional District involving a land swap and the sale of the existing School Board Office. Proceeds were recorded as \$600,000 cash and \$265,000 prepaid rent, resulting in a then gain on disposal. The sale of the School Board Office to the Comox Valley Regional District completed on June 18, 2021. In 2021, the District received proceeds of \$700,000, of which \$600,000 was recorded as cash, and

SCHOOL DISTRICT NO. 71 (COMOX VALLEY)
NOTES TO FINANCIAL STATEMENTS
YEAR ENDED JUNE 30, 2024

NOTE 11 **DISPOSAL OF SITES AND BUILDINGS** *(Continued)*

\$100,000 as prepaid rent. The disposed office was funded by both Board and Ministry of Education funds. Thus, a portion of the cash proceeds were recorded in 2021 as Ministry of Education Restricted Capital in the amount of \$301,000. The Prepaid Rent began amortization in 2021/22 and will be recorded as such for the life of the 99-year lease agreement.

NOTE 12 **EMPLOYEE PENSION PLANS**

The School District and its employees contribute to the Teachers' Pension Plan and Municipal Pension Plan (jointly trustee pension plans). The boards of trustees for these plans, representing plan members and employers, are responsible for administering the pension plans, including investing assets and administering benefits. The plans are multi-employer defined benefit pension plans. Basic pension benefits are based on a formula. As at December 31, 2023, the Teachers' Pension Plan has about 51,000 active members and approximately 42,000 retired members. As of December 31, 2023, the Municipal Pension Plan has about 256,000 active members, including approximately 31,000 from school districts.

Every three years, an actuarial valuation is performed to assess the financial position of the plans and adequacy of plan funding. The actuary determines an appropriate combined employer and member contribution rate to fund the plans. The actuary's calculated contribution rate is based on the entry-age normal cost method, which produces the long-term rate of member and employer contributions sufficient to provide benefits for average future entrants to the plans. This rate may be adjusted for the amortization of any actuarial funding surplus and will be adjusted for the amortization of any unfunded actuarial liability.

The most recent actuarial valuation of the Teachers' Pension Plan as at December 31, 2020, indicated a \$1,584 million funding surplus for basic pension benefits on a going concern basis.

The most recent actuarial valuation for the Municipal Pension Plan as at December 31, 2021, indicated a \$3,761 million funding surplus for basic pension benefits on a going concern basis.

The School District paid \$9,688,032 for employer contributions to the plans for the year ended June 30, 2024 (2023: \$8,826,521).

The next valuation for the Teachers' Pension Plan will be as at December 31, 2023 with results available later in 2024. The next valuation for the Municipal Pension Plan will be as at December 31, 2024, with results available in 2025.

Employers participating in the plans record their pension expense as the amount of employer contributions made during the fiscal year (defined contribution pension plan accounting). This is because the plans record accrued liabilities and accrued assets for each plan in aggregate, resulting in no consistent and reliable basis for allocating the obligation, assets and cost to individual employers participating in the plans.

SCHOOL DISTRICT NO. 71 (COMOX VALLEY)
NOTES TO FINANCIAL STATEMENTS
YEAR ENDED JUNE 30, 2024

NOTE 13 RELATED PARTY TRANSACTIONS

The School District is related through common ownership to all Province of British Columbia ministries, agencies, school districts, health authorities, colleges, universities, and crown corporations. Transactions with these entities, unless disclosed separately, are considered to be in the normal course of operations and are recorded at the exchange amount.

NOTE 14 CONTRACTUAL OBLIGATIONS

Currently, the School District is entering into multiple-year contracts for the construction of tangible capital assets, specifically an 11 classroom prefabricated addition at Aspen Park Elementary and a 16 classroom addition at Cumberland Community School, both funded by the Ministry of Education and Child Care. Ministry news releases were issued in June 2024 regarding both projects. A Child Care facility replacement project at GP Vanier Secondary School funded through the “Child Care BC New Spaces Fund” is expected to begin in the 2024-25 school year.

The Aspen Park Elementary expansion project funding agreement finalized with project funding valued at \$11,000,000 with an additional risk reserve of \$5,500,000.

The Cumberland Community School expansion project funding agreement finalized with project funding valued at \$29,261,821 with an additional risk reserve of \$2,188,686. A \$200,000 contribution from the District’s local capital reserve is required. The GP Vanier Secondary School Child Care facility replacement project funding is valued at \$7,964,871.

On May 23, 2017 the School District entered into a multiple-year contract for transportation services. This contract commenced September 1, 2017 for a minimum duration of five years. The District has extended the contract an additional 3 years including escalation. Contractual costs have been estimated and incrementally increased by a minimum of 5% annually based on the extended contract terms.

	2025	
Transportation Contract	\$	2,971,326

NOTE 15 CONTINGENT LIABILITIES

The School District, in conducting its usual business activities, is involved in various legal claims and litigation. In the event any unsettled claims are successful, management believes that such claims are not expected to have a material or adverse effect on the School District’s financial position.

SCHOOL DISTRICT NO. 71 (COMOX VALLEY)
NOTES TO FINANCIAL STATEMENTS
YEAR ENDED JUNE 30, 2024

NOTE 16 BUDGET FIGURES

Budget figures were approved by the Board through the adoption of an amended annual budget on February 27, 2024. Differences between the amended and original budget adopted June 27, 2023 are presented below:

	AMENDED Annual Budget	Preliminary (Annual) Budget	Change
Revenues			
Provincial Grants			
Ministry of Education	\$ 134,564,821	\$ 132,101,874	\$ (2,462,947)
Other	222,000	217,000	(5,000)
Tuition	2,970,250	2,872,750	(97,500)
Other Revenue	3,176,515	1,989,025	(1,187,490)
Rentals and Leases	150,000	130,000	(20,000)
Investment Income	1,142,576	994,900	(147,676)
Amortization of Deferred Capital Revenue	5,851,837	5,705,295	(146,542)
Total Revenue	\$ 148,077,999	\$ 144,010,844	\$ (4,067,155)
Expenses			
Instruction	\$ 117,678,843	\$ 113,568,391	\$ (4,110,452)
District Administration	5,122,711	4,804,056	(318,655)
Operations and Maintenance	23,057,170	22,670,217	(386,953)
Transportation and Housing	2,888,286	2,756,964	(131,322)
Total Expense	\$ 148,747,010	\$ 143,799,628	\$ (4,947,382)
Net Revenue (Expense)	\$ (669,011)	211,216	\$ 880,227
Budgeted Allocation of Surplus	4,191,846	334,476	(3,857,370)
Budgeted Surplus (Deficit) for the year	\$ 3,522,835	545,692	\$ (2,977,143)

SCHOOL DISTRICT NO. 71 (COMOX VALLEY)
NOTES TO FINANCIAL STATEMENTS
YEAR ENDED JUNE 30, 2024

NOTE 17 **EXPENSE BY OBJECT**

	2024	2023
Salaries and benefits	\$ 118,323,525	\$ 106,659,421
Services and supplies	20,632,666	19,019,142
Amortization	8,632,511	8,128,662
	\$ 147,588,702	\$ 133,807,225

NOTE 18 **ACCUMULATED SURPLUS**

The School District has established a number of funds to demonstrate compliance with legislation and to reflect the School District’s intentions to undertake certain future activities.

The Operating Fund accounts for the School District’s operating grants and other operating revenues. Legislation requires that the School District present a balanced budget for the Operating Fund, whereby budgeted expenditure does not exceed the total of budgeted revenue and any surplus in the operating fund carried forward from previous years.

The Capital Fund accounts for the School District’s investment in its existing capital infrastructure, including the existing buildings, furniture, vehicles, computers and equipment. It also reflects intentions to make future capital asset purchases.

The Special Purpose Funds account for grants and contributions received which are directed by agreement with a third party towards specific activities.

Interfund transfers between the operating, special purpose and capital funds for the year ended June 30, 2023, were as follows:

- \$245,252 was transferred from the operating fund to the capital fund for the purchase of capital assets;
- \$5,905,000 was transferred from the operating fund to local capital.

SCHOOL DISTRICT NO. 71 (COMOX VALLEY)
NOTES TO FINANCIAL STATEMENTS
YEAR ENDED JUNE 30, 2024

NOTE 18 **ACCUMULATED SURPLUS (Continued)**

	2024	2023
Operating Fund		
Restricted due to nature of constraints on funds		
Anti-Racism in Early Care	\$ 2,426	\$ 2,426
Integrated Child & Youth Teams (ICY Funding)	469,821	205,714
Indigenous Education	208,704	90,921
	\$ 680,951	\$ 299,061
Restricted for anticipated unusual expenses		
Board Office Reserve	\$ 100,000	\$ 2,890,000
Fleet - Electric Van	-	80,000
	\$ 100,000	\$ 2,970,000
Restricted for operations spanning multiple school years		
Net School Surpluses	\$ 11,945	\$ 23,907
Teacher Mentorship	-	21,058
District/Program Initiatives	1,617,845	246,861
Purchase Order Commitments	60,309	143,870
Equipment	-	100,000
Local Government Shared Use Agreements	225,000	-
Contribution to Major Capital Project - Cumberland	200,000	-
	\$ 2,115,099	\$ 535,696
Subtotal - Internally Restricted	\$ 2,896,050	\$ 3,804,757
Unrestricted Contingency Reserve	\$ 2,386,033	\$ 2,146,443
Total available for future operations	\$ 5,282,083	\$ 5,951,200
Capital Fund		
Invested in tangible capital assets	\$ 35,973,350	\$ 28,422,079
Local Capital	2,175,658	6,230,133
	\$ 38,149,008	\$ 34,652,212
Total Accumulated Surplus	\$ 43,431,091	\$ 40,603,412

SCHOOL DISTRICT NO. 71 (COMOX VALLEY)
NOTES TO FINANCIAL STATEMENTS
YEAR ENDED JUNE 30, 2024

NOTE 18 **ACCUMULATED SURPLUS** *(Continued)*

The local capital surplus has been internally restricted by the Board for:

Board Office Project	\$	512,047
Modulars		1,452,652
IT Reserves		122,691
Vehicle/Fleet Replacement		12,831
ST Contingency Reserve		71,265
Facility and Trades Reserves		4,172
	<u>\$</u>	<u>2,175,658</u>

NOTE 19 **ECONOMIC DEPENDENCE**

The operations of the School District are dependent on continued funding from the Ministry of Education and various governmental agencies to carry out its programs. These financial statements have been prepared on a going concern basis.

NOTE 20 **RISK MANAGEMENT**

The School District has exposure to the following risks from its use of financial instruments: credit risk, market risk and liquidity risk.

The Board ensures that the School District has identified its risks and ensures that management monitors and controls them.

a) Credit risk

Credit risk is the risk of financial loss to an institution if a customer or counterparty to a financial instrument fails to meet its contractual obligations. Such risks arise principally from certain financial assets held consisting of cash, amount receivable and investments.

The School District is exposed to credit risk in the event of non-performance by a debtor. This risk is mitigated as most amounts' receivable are due from the Province and are collectible.

It is management's opinion that the School District is not exposed to significant credit risk associated with its cash deposits and investments as they are placed in the Central Deposit Program with the Province and in recognized British Columbia institutions.

SCHOOL DISTRICT NO. 71 (COMOX VALLEY)
NOTES TO FINANCIAL STATEMENTS
YEAR ENDED JUNE 30, 2024

NOTE 20 **RISK MANAGEMENT (Continued)**

b) Market risk

Market risk is the risk that the fair value or future cash flows of a financial instrument will fluctuate because of changes in market prices. Market risk is comprised of currency risk and interest rate risk.

Currency risk is the risk that the fair value or future cash flows of a financial instrument will fluctuate because of changes in the foreign exchange rates. It is management’s opinion that the School District is not exposed to significant currency risk, as amounts held and purchases made in foreign currency are insignificant.

Interest rate risk is the risk that the fair value or future cash flows of a financial instrument will fluctuate because of changes in the market interest rates. The School District is exposed to interest rate risk through its investments. It is management’s opinion that the School District is not exposed to significant interest rate risk as they invest solely in the Central Deposit Program with the Province and in recognized British Columbia institutions.

c) Liquidity risk

Liquidity risk is the risk that the School District will not be able to meet its financial obligations as they become due. The School District manages liquidity risk by continually monitoring actual and forecasted cash flows from operations and anticipated investing activities to ensure, as far as possible, that it will always have sufficient liquidity to meet its liabilities when due, under both normal and stressed conditions, without incurring unacceptable losses or risking damage to the School District’s reputation.

Risk Management and insurance services for all School Districts in British Columbia are provided by the Risk Management Branch of the Ministry of Finance. There have been no changes to risk exposure from 2023 related to credit, market or liquidity risks.

NOTE 21 ASSET RETIREMENT OBLIGATION

Legal liabilities exist for the removal and disposal of asbestos and other environmentally hazardous materials within some district owned buildings that will undergo major renovations or demolition in the future. A reasonable estimate of the fair value of the obligation has been recognized using the modified retroactive approach as at July 1, 2022. The obligation has been measured at current cost as the timing of future cash flows cannot be reasonably determined. These costs have been capitalized as part of the assets’ carrying value and are amortized over the assets’ estimated useful lives.

	2024	2023
Asset Retirement Obligation, beginning balance	\$ 13,407,719	\$ 13,407,719
Settlements during the year	-	-
Asset Retirement Obligation, closing balance	\$ 13,407,719	\$ 13,407,719

SCHOOL DISTRICT NO. 71 (COMOX VALLEY)
NOTES TO FINANCIAL STATEMENTS
YEAR ENDED JUNE 30, 2024

NOTE 22 SUPPLEMENTARY CASH FLOW INFORMATION

Interest collected and paid during the year was as follows:

	<u>2024</u>		<u>2023</u>
Interest collected	\$ 1,173,998	\$	806,020
Interest paid	-		-

School District No. 71 (Comox Valley)

Schedule of Changes in Accumulated Surplus (Deficit) by Fund
Year Ended June 30, 2024

	Operating Fund	Special Purpose Fund	Capital Fund	2024 Actual	2023 Actual
	\$	\$	\$	\$	\$
Accumulated Surplus (Deficit), beginning of year	5,951,200		34,652,212	40,603,412	37,768,845
Changes for the year					
Surplus (Deficit) for the year	5,481,135		(2,653,456)	2,827,679	2,834,567
Interfund Transfers					
Tangible Capital Assets Purchased	(245,252)		245,252	-	
Local Capital	(5,905,000)		5,905,000	-	
Net Changes for the year	(669,117)	-	3,496,796	2,827,679	2,834,567
Accumulated Surplus (Deficit), end of year - Statement 2	5,282,083	-	38,149,008	43,431,091	40,603,412

School District No. 71 (Comox Valley)

Schedule 2 (Unaudited)

Schedule of Operating Operations

Year Ended June 30, 2024

	2024 Budget (Note 16) \$	2024 Actual \$	2023 Actual \$
Revenues			
Provincial Grants			
Ministry of Education and Child Care	117,524,674	119,681,390	107,487,074
Other	222,000	226,500	231,500
Tuition	2,970,250	3,052,977	2,976,038
Other Revenue	509,117	694,257	857,225
Rentals and Leases	150,000	134,800	169,031
Investment Income	975,000	992,839	806,020
Total Revenue	<u>122,351,041</u>	<u>124,782,763</u>	<u>112,526,888</u>
Expenses			
Instruction	98,337,539	97,488,814	87,875,849
District Administration	5,122,711	4,724,382	4,103,220
Operations and Maintenance	13,973,674	14,198,679	12,653,164
Transportation and Housing	2,828,963	2,889,753	2,689,920
Total Expense	<u>120,262,887</u>	<u>119,301,628</u>	<u>107,322,153</u>
Operating Surplus (Deficit) for the year	<u>2,088,154</u>	<u>5,481,135</u>	<u>5,204,735</u>
Budgeted Appropriation (Retirement) of Surplus (Deficit)	<u>4,191,846</u>		
Net Transfers (to) from other funds			
Tangible Capital Assets Purchased	(375,000)	(245,252)	(455,369)
Local Capital	(5,905,000)	(5,905,000)	(5,541,018)
Total Net Transfers	<u>(6,280,000)</u>	<u>(6,150,252)</u>	<u>(5,996,387)</u>
Total Operating Surplus (Deficit), for the year	<u>-</u>	<u>(669,117)</u>	<u>(791,652)</u>
Operating Surplus (Deficit), beginning of year		5,951,200	6,742,852
Operating Surplus (Deficit), end of year		<u>5,282,083</u>	<u>5,951,200</u>
Operating Surplus (Deficit), end of year			
Internally Restricted		2,896,050	3,804,757
Unrestricted		2,386,033	2,146,443
Total Operating Surplus (Deficit), end of year		<u>5,282,083</u>	<u>5,951,200</u>

School District No. 71 (Comox Valley)

Schedule 2A (Unaudited)

Schedule of Operating Revenue by Source

Year Ended June 30, 2024

	2024 Budget (Note 16) \$	2024 Actual \$	2023 Actual \$
Provincial Grants - Ministry of Education and Child Care			
Operating Grant, Ministry of Education and Child Care	114,400,601	116,246,408	102,114,478
ISC/LEA Recovery	(136,117)	(123,306)	(123,579)
Other Ministry of Education and Child Care Grants			
Pay Equity	451,831	451,831	451,831
Funding for Graduated Adults	135,000	214,382	122,292
Student Transportation Fund	421,375	421,375	421,375
Support Staff Benefits Grant	114,269	114,269	114,269
FSA Scorer Grant	12,964	12,964	14,464
Early Learning Framework (ELF) Implementation	-	-	1,795
Labour Settlement Funding	1,931,944	1,931,944	3,951,706
Integrated Child and Youth (ICY) Teams	262,287	411,523	409,633
February Enrolment Count	(69,480)	-	-
Equity Scan	-	-	6,429
Anti-Racism in Early Care	-	-	2,381
Total Provincial Grants - Ministry of Education and Child Care	117,524,674	119,681,390	107,487,074
Provincial Grants - Other	222,000	226,500	231,500
Tuition			
International and Out of Province Students	2,970,250	3,052,977	2,976,038
Total Tuition	2,970,250	3,052,977	2,976,038
Other Revenues			
Funding from First Nations	136,117	123,306	123,579
Miscellaneous			
Instructional Cafeteria	135,000	156,547	144,780
Miscellaneous	238,000	414,404	588,866
Total Other Revenue	509,117	694,257	857,225
Rentals and Leases	150,000	134,800	169,031
Investment Income	975,000	992,839	806,020
Total Operating Revenue	122,351,041	124,782,763	112,526,888

School District No. 71 (Comox Valley)

Schedule 2B (Unaudited)

Schedule of Operating Expense by Object

Year Ended June 30, 2024

	2024 Budget (Note 16)	2024 Actual	2023 Actual
	\$	\$	\$
Salaries			
Teachers	48,397,124	49,113,495	44,491,102
Principals and Vice Principals	6,613,341	6,477,142	5,702,416
Educational Assistants	8,083,663	7,783,772	6,663,788
Support Staff	11,150,964	11,055,070	9,884,924
Other Professionals	4,185,835	4,046,586	3,647,472
Substitutes	4,492,918	3,974,638	4,019,722
Total Salaries	82,923,845	82,450,703	74,409,424
Employee Benefits	20,215,855	20,622,704	17,702,394
Total Salaries and Benefits	103,139,700	103,073,407	92,111,818
Services and Supplies			
Services	4,233,576	4,173,645	3,623,830
Student Transportation	2,802,508	2,863,339	2,665,942
Professional Development and Travel	1,069,083	1,082,585	965,047
Rentals and Leases	237,239	222,661	210,517
Dues and Fees	106,400	81,307	81,648
Insurance	232,800	215,145	199,522
Supplies	6,003,221	5,383,031	5,265,639
Utilities	2,438,360	2,206,508	2,198,190
Total Services and Supplies	17,123,187	16,228,221	15,210,335
Total Operating Expense	120,262,887	119,301,628	107,322,153

School District No. 71 (Comox Valley)

Schedule 2C (Unaudited)

Operating Expense by Function, Program and Object

Year Ended June 30, 2024

	Teachers Salaries	Principals and Vice Principals Salaries	Educational Assistants Salaries	Support Staff Salaries	Other Professionals Salaries	Substitutes Salaries	Total Salaries
	\$	\$	\$	\$	\$	\$	\$
1 Instruction							
1.02 Regular Instruction	39,644,990	947,725		56,161		2,574,660	43,223,536
1.03 Career Programs	691,471	52,213	48,926	205,720		21,090	1,019,420
1.07 Library Services	196,125			847,614		71,985	1,115,724
1.08 Counselling	2,005,182			87,163	214,862	13,305	2,320,512
1.10 Special Education	4,832,291	385,716	6,654,771	166,597	212,678	472,829	12,724,882
1.20 Early Learning and Child Care	26,746	10,981		25,946		21,893	85,566
1.30 English Language Learning	317,893			34,361		522	352,776
1.31 Indigenous Education	395,201	160,896	1,079,951	225,132	71,847	7,880	1,940,907
1.41 School Administration		4,758,451		2,202,783		442,751	7,403,985
1.62 International and Out of Province Students	1,003,596	161,160		174,081	260,228	51,436	1,650,501
1.64 Other			124	179,980		3,509	183,613
Total Function 1	49,113,495	6,477,142	7,783,772	4,205,538	759,615	3,681,860	72,021,422
4 District Administration							
4.11 Educational Administration					1,114,995	38,402	1,153,397
4.20 Early Learning and Child Care							-
4.40 School District Governance					262,618		262,618
4.41 Business Administration				475,009	1,083,157		1,558,166
Total Function 4	-	-	-	475,009	2,460,770	38,402	2,974,181
5 Operations and Maintenance							
5.41 Operations and Maintenance Administration					809,536		809,536
5.50 Maintenance Operations				5,783,923		254,376	6,038,299
5.52 Maintenance of Grounds				590,600			590,600
5.56 Utilities							-
Total Function 5	-	-	-	6,374,523	809,536	254,376	7,438,435
7 Transportation and Housing							
7.41 Transportation and Housing Administration					16,665		16,665
7.70 Student Transportation							-
Total Function 7	-	-	-	-	16,665	-	16,665
9 Debt Services							
Total Function 9	-	-	-	-	-	-	-
Total Functions 1 - 9	49,113,495	6,477,142	7,783,772	11,055,070	4,046,586	3,974,638	82,450,703

School District No. 71 (Comox Valley)

Schedule 2C (Unaudited)

Operating Expense by Function, Program and Object

Year Ended June 30, 2024

	Total Salaries	Employee Benefits	Total Salaries and Benefits	Services and Supplies	2024 Actual	2024 Budget (Note 16)	2023 Actual
	\$	\$	\$	\$	\$	\$	\$
1 Instruction							
1.02 Regular Instruction	43,223,536	11,094,221	54,317,757	3,062,402	57,380,159	57,626,632	52,865,039
1.03 Career Programs	1,019,420	255,075	1,274,495	292,549	1,567,044	1,653,465	1,391,849
1.07 Library Services	1,115,724	310,663	1,426,387	405,150	1,831,537	1,874,265	1,631,176
1.08 Counselling	2,320,512	587,626	2,908,138	25,357	2,933,495	3,232,564	2,692,048
1.10 Special Education	12,724,882	3,213,214	15,938,096	1,094,678	17,032,774	17,066,782	13,958,289
1.20 Early Learning and Child Care	85,566	23,854	109,420	40,924	150,344	192,370	-
1.30 English Language Learning	352,776	94,496	447,272	757	448,029	468,626	381,602
1.31 Indigenous Education	1,940,907	481,375	2,422,282	389,165	2,811,447	3,020,151	2,762,121
1.41 School Administration	7,403,985	1,783,397	9,187,382	860,998	10,048,380	10,033,583	9,114,408
1.62 International and Out of Province Students	1,650,501	402,445	2,052,946	759,084	2,812,030	2,724,265	2,620,643
1.64 Other	183,613	43,167	226,780	246,795	473,575	444,836	458,674
Total Function 1	72,021,422	18,289,533	90,310,955	7,177,859	97,488,814	98,337,539	87,875,849
4 District Administration							
4.11 Educational Administration	1,153,397	199,996	1,353,393	201,104	1,554,497	1,569,592	1,290,458
4.20 Early Learning and Child Care	-	-	-	6,612	6,612	31,025	-
4.40 School District Governance	262,618	32,299	294,917	117,425	412,342	482,027	385,074
4.41 Business Administration	1,558,166	377,739	1,935,905	815,026	2,750,931	3,040,067	2,427,688
Total Function 4	2,974,181	610,034	3,584,215	1,140,167	4,724,382	5,122,711	4,103,220
5 Operations and Maintenance							
5.41 Operations and Maintenance Administration	809,536	173,322	982,858	461,969	1,444,827	1,536,218	1,316,827
5.50 Maintenance Operations	6,038,299	1,427,455	7,465,754	2,132,219	9,597,973	9,036,595	8,207,757
5.52 Maintenance of Grounds	590,600	119,204	709,804	239,567	949,371	962,501	930,390
5.56 Utilities	-	-	-	2,206,508	2,206,508	2,438,360	2,198,190
Total Function 5	7,438,435	1,719,981	9,158,416	5,040,263	14,198,679	13,973,674	12,653,164
7 Transportation and Housing							
7.41 Transportation and Housing Administration	16,665	3,156	19,821	6,594	26,415	26,455	23,978
7.70 Student Transportation	-	-	-	2,863,338	2,863,338	2,802,508	2,665,942
Total Function 7	16,665	3,156	19,821	2,869,932	2,889,753	2,828,963	2,689,920
9 Debt Services							
Total Function 9	-	-	-	-	-	-	-
Total Functions 1 - 9	82,450,703	20,622,704	103,073,407	16,228,221	119,301,628	120,262,887	107,322,153

School District No. 71 (Comox Valley)

Schedule 3 (Unaudited)

Schedule of Special Purpose Operations

Year Ended June 30, 2024

	2024 Budget (Note 16)	2024 Actual	2023 Actual
	\$	\$	\$
Revenues			
Provincial Grants			
Ministry of Education and Child Care	17,040,147	16,464,569	15,735,517
Other Revenue	2,667,398	3,144,899	2,679,629
Investment Income	43,576	45,095	30,080
Total Revenue	<u>19,751,121</u>	<u>19,654,563</u>	<u>18,445,226</u>
Expenses			
Instruction	19,341,304	19,249,469	17,944,428
Operations and Maintenance	350,494	350,494	350,494
Transportation and Housing	59,323	54,600	61,488
Total Expense	<u>19,751,121</u>	<u>19,654,563</u>	<u>18,356,410</u>
Special Purpose Surplus (Deficit) for the year	<u>-</u>	<u>-</u>	<u>88,816</u>
Net Transfers (to) from other funds			
Tangible Capital Assets Purchased			(88,816)
Total Net Transfers	<u>-</u>	<u>-</u>	<u>(88,816)</u>
Total Special Purpose Surplus (Deficit) for the year	<u><u>-</u></u>	<u><u>-</u></u>	<u><u>-</u></u>
Special Purpose Surplus (Deficit), beginning of year			
Special Purpose Surplus (Deficit), end of year		<u><u>-</u></u>	<u><u>-</u></u>

School District No. 71 (Comox Valley)

Changes in Special Purpose Funds and Expense by Object
Year Ended June 30, 2024

	Annual Facility Grant	Learning Improvement Fund	Scholarships and Bursaries	School Generated Funds	Strong Start	Ready, Set, Learn	OLEP	CommunityLINK	Classroom Enhancement Fund - Overhead
	\$	\$	\$	\$	\$	\$	\$	\$	\$
Deferred Revenue, beginning of year		52,774	771,917	816,763				118,311	
Add: Restricted Grants									
Provincial Grants - Ministry of Education and Child Care	350,494	424,472			160,000	39,200	460,967	624,031	1,610,723
Other			64,426	3,021,260					
Investment Income			42,615						
	350,494	424,472	107,041	3,021,260	160,000	39,200	460,967	624,031	1,610,723
Less: Allocated to Revenue	350,494	415,827	61,547	3,017,421	160,000	39,200	441,067	712,441	1,610,723
Deferred Revenue, end of year	-	61,419	817,411	820,602	-	-	19,900	29,901	-
Revenues									
Provincial Grants - Ministry of Education and Child Care	350,494	415,827			160,000	39,200	441,067	712,441	1,610,723
Other Revenue			18,932	3,017,421					
Investment Income			42,615						
	350,494	415,827	61,547	3,017,421	160,000	39,200	441,067	712,441	1,610,723
Expenses									
Salaries									
Teachers							98,583		
Principals and Vice Principals							75,385		292,834
Educational Assistants		322,448					65,776		596,812
Support Staff	256,532				126,723	30,985		458,636	169,502
Substitutes							9,468	156	239,035
	256,532	322,448	-	-	126,723	30,985	249,212	458,792	1,298,183
Employee Benefits	64,133	93,379			33,277	8,215	56,543	121,734	312,540
Services and Supplies	29,829		61,547	3,017,421			135,312	131,915	
	350,494	415,827	61,547	3,017,421	160,000	39,200	441,067	712,441	1,610,723
Net Revenue (Expense) before Interfund Transfers	-	-	-	-	-	-	-	-	-
Interfund Transfers	-	-	-	-	-	-	-	-	-
Net Revenue (Expense)	-	-	-	-	-	-	-	-	-
Additional Expenses funded by, and reported in, the Operating Fund					28,409	8,755			

School District No. 71 (Comox Valley)

Changes in Special Purpose Funds and Expense by Object
Year Ended June 30, 2024

	Classroom Enhancement Fund - Staffing	Classroom Enhancement Fund - Remedies	First Nation Student Transportation	Mental Health in Schools	Changing Results for Young Children	Early Childhood Education Dual Credit Program	Student & Family Affordability	SEY2KT (Early Years to Kindergarten)	ECL (Early Care & Learning)
	\$	\$	\$	\$	\$	\$	\$	\$	
Deferred Revenue, beginning of year			674	34,202	9,219	35,191	182,170		
Add: Restricted Grants									
Provincial Grants - Ministry of Education and Child Care	11,160,833	254,916	58,649	51,000	11,250	51,000	422,000	19,000	175,000
Other									
Investment Income									
	11,160,833	254,916	58,649	51,000	11,250	51,000	422,000	19,000	175,000
Less: Allocated to Revenue	11,160,833	250,113	54,600	26,186	20,469	61,380	127,872	19,000	175,000
Deferred Revenue, end of year	-	4,803	4,723	59,016	-	24,811	476,298	-	-
Revenues									
Provincial Grants - Ministry of Education and Child Care	11,160,833	250,113	54,600	26,186	20,469	61,380	127,872	19,000	175,000
Other Revenue									
Investment Income									
	11,160,833	250,113	54,600	26,186	20,469	61,380	127,872	19,000	175,000
Expenses									
Salaries									
Teachers	8,692,749	215,283				8,497			
Principals and Vice Principals									144,323
Educational Assistants									
Support Staff							6,211		
Substitutes	310,297				11,725			12,224	
	9,003,046	215,283	-	-	11,725	8,497	6,211	12,224	144,323
Employee Benefits	2,157,787	34,830			1,813	1,846	1,820	2,855	30,677
Services and Supplies			54,600	26,186	6,931	51,037	119,841	3,921	
	11,160,833	250,113	54,600	26,186	20,469	61,380	127,872	19,000	175,000
Net Revenue (Expense) before Interfund Transfers	-	-	-	-	-	-	-	-	-
Interfund Transfers	-	-	-	-	-	-	-	-	-
Net Revenue (Expense)	-	-	-	-	-	-	-	-	-
Additional Expenses funded by, and reported in, the Operating Fund			19,689		23,406				14,042

School District No. 71 (Comox Valley)

Changes in Special Purpose Funds and Expense by Object
Year Ended June 30, 2024

	Feeding Futures Fund	Health Career Grants	Professional Development	CVCF Student Travel	TOTAL
	\$	\$	\$	\$	\$
Deferred Revenue, beginning of year			128,821	28,231	2,178,273
Add: Restricted Grants					
Provincial Grants - Ministry of Education and Child Care	1,141,262	100,000			17,114,797
Other			95,628	30,931	3,212,245
Investment Income				2,480	45,095
	1,141,262	100,000	95,628	33,411	20,372,137
Less: Allocated to Revenue	798,022	41,342	71,328	39,698	19,654,563
Deferred Revenue, end of year	343,240	58,658	153,121	21,944	2,895,847
Revenues					
Provincial Grants - Ministry of Education and Child Care	798,022	41,342			16,464,569
Other Revenue			71,328	37,218	3,144,899
Investment Income				2,480	45,095
	798,022	41,342	71,328	39,698	19,654,563
Expenses					
Salaries					
Teachers		13,139			9,028,251
Principals and Vice Principals					512,542
Educational Assistants					985,036
Support Staff	121,022				1,169,611
Substitutes	12,138				595,043
	133,160	13,139	-	-	12,290,483
Employee Benefits	35,072	3,114			2,959,635
Services and Supplies	629,790	25,089	71,328	39,698	4,404,445
	798,022	41,342	71,328	39,698	19,654,563
Net Revenue (Expense) before Interfund Transfers	-	-	-	-	-
Interfund Transfers	-	-	-	-	-
Net Revenue (Expense)	-	-	-	-	-
Additional Expenses funded by, and reported in, the Operating Fund					94,301

School District No. 71 (Comox Valley)

Schedule 4 (Unaudited)

Schedule of Capital Operations

Year Ended June 30, 2024

	2024	2024 Actual			2023
	Budget (Note 16)	Invested in Tangible Capital Assets	Local Capital	Fund Balance	Actual
	\$	\$	\$	\$	\$
Revenues					
Investment Income	124,000		136,064	136,064	187,615
Amortization of Deferred Capital Revenue	5,851,837	5,842,991		5,842,991	5,482,063
Total Revenue	5,975,837	5,842,991	136,064	5,979,055	5,669,678
Expenses					
Amortization of Tangible Capital Assets					
Operations and Maintenance	8,733,002	8,632,511		8,632,511	8,128,662
Total Expense	8,733,002	8,632,511	-	8,632,511	8,128,662
Capital Surplus (Deficit) for the year	(2,757,165)	(2,789,520)	136,064	(2,653,456)	(2,458,984)
Net Transfers (to) from other funds					
Tangible Capital Assets Purchased	375,000	245,252		245,252	544,185
Local Capital	5,905,000		5,905,000	5,905,000	5,541,018
Total Net Transfers	6,280,000	245,252	5,905,000	6,150,252	6,085,203
Other Adjustments to Fund Balances					
Tangible Capital Assets Purchased from Local Capital		2,763,232	(2,763,232)	-	
Tangible Capital Assets WIP Purchased from Local Capital		7,332,307	(7,332,307)	-	
Total Other Adjustments to Fund Balances		10,095,539	(10,095,539)	-	
Total Capital Surplus (Deficit) for the year	3,522,835	7,551,271	(4,054,475)	3,496,796	3,626,219
Capital Surplus (Deficit), beginning of year		28,422,079	6,230,133	34,652,212	31,025,993
Capital Surplus (Deficit), end of year		35,973,350	2,175,658	38,149,008	34,652,212

School District No. 71 (Comox Valley)

Tangible Capital Assets
Year Ended June 30, 2024

	Sites	Buildings	Furniture and Equipment	Vehicles	Computer Software	Computer Hardware	Total
	\$	\$	\$	\$	\$	\$	\$
Cost, beginning of year	14,800,889	261,597,699	9,920,262	2,245,646	-	6,703,013	295,267,509
Changes for the Year							
Increase:							
Purchases from:							
Deferred Capital Revenue - Bylaw		1,800,673	1,566,685				3,367,358
Deferred Capital Revenue - Other		7,272,215	426,740				7,698,955
Operating Fund			70,056			175,196	245,252
Local Capital		1,022,914	331,433	217,168		1,191,717	2,763,232
Transferred from Work in Progress		4,118,391	5,998				4,124,389
	-	14,214,193	2,400,912	217,168	-	1,366,913	18,199,186
Decrease:							
Deemed Disposals				119,924		1,222,001	1,341,925
	-	-	-	119,924	-	1,222,001	1,341,925
Cost, end of year	14,800,889	275,811,892	12,321,174	2,342,890	-	6,847,925	312,124,770
Work in Progress, end of year		7,531,536					7,531,536
Cost and Work in Progress, end of year	14,800,889	283,343,428	12,321,174	2,342,890	-	6,847,925	319,656,306
Accumulated Amortization, beginning of year		119,029,334	2,551,032	936,794		3,344,971	125,862,131
Changes for the Year							
Increase: Amortization for the Year		5,935,918	1,112,072	229,427		1,355,094	8,632,511
Decrease:							
Deemed Disposals				119,924		1,222,001	1,341,925
				119,924		1,222,001	1,341,925
Accumulated Amortization, end of year		124,965,252	3,663,104	1,046,297		3,478,064	133,152,717
Tangible Capital Assets - Net	14,800,889	158,378,176	8,658,070	1,296,593	-	3,369,861	186,503,589

School District No. 71 (Comox Valley)

Schedule 4B (Unaudited)

Tangible Capital Assets - Work in Progress

Year Ended June 30, 2024

	Buildings	Furniture and Equipment	Computer Software	Computer Hardware	Total
	\$	\$	\$	\$	\$
Work in Progress, beginning of year	4,118,391	5,998			4,124,389
Changes for the Year					
Increase:					
Deferred Capital Revenue - Bylaw	199,229				199,229
Local Capital	7,332,307				7,332,307
	<u>7,531,536</u>	-	-	-	<u>7,531,536</u>
Decrease:					
Transferred to Tangible Capital Assets	4,118,391	5,998			4,124,389
	<u>4,118,391</u>	<u>5,998</u>	-	-	<u>4,124,389</u>
Net Changes for the Year	<u>3,413,145</u>	<u>(5,998)</u>	-	-	<u>3,407,147</u>
Work in Progress, end of year	<u><u>7,531,536</u></u>	<u>-</u>	<u>-</u>	<u>-</u>	<u><u>7,531,536</u></u>

School District No. 71 (Comox Valley)

Schedule 4C (Unaudited)

Deferred Capital Revenue

Year Ended June 30, 2024

	Bylaw Capital	Other Provincial	Other Capital	Total Capital
	\$	\$	\$	\$
Deferred Capital Revenue, beginning of year	122,798,748	4,676,148	100,687	127,575,583
Changes for the Year				
Increase:				
Transferred from Deferred Revenue - Capital Additions	3,367,358	7,698,955		11,066,313
Transferred from Work in Progress	5,998	4,118,391		4,124,389
	<u>3,373,356</u>	<u>11,817,346</u>	-	<u>15,190,702</u>
Decrease:				
Amortization of Deferred Capital Revenue	5,499,280	341,086	2,625	5,842,991
	<u>5,499,280</u>	<u>341,086</u>	<u>2,625</u>	<u>5,842,991</u>
Net Changes for the Year	<u>(2,125,924)</u>	<u>11,476,260</u>	<u>(2,625)</u>	<u>9,347,711</u>
Deferred Capital Revenue, end of year	<u>120,672,824</u>	<u>16,152,408</u>	<u>98,062</u>	<u>136,923,294</u>
Work in Progress, beginning of year	5,998	4,118,391		4,124,389
Changes for the Year				
Increase				
Transferred from Deferred Revenue - Work in Progress	199,229			199,229
	<u>199,229</u>	-	-	<u>199,229</u>
Decrease				
Transferred to Deferred Capital Revenue	5,998	4,118,391		4,124,389
	<u>5,998</u>	<u>4,118,391</u>	-	<u>4,124,389</u>
Net Changes for the Year	<u>193,231</u>	<u>(4,118,391)</u>	-	<u>(3,925,160)</u>
Work in Progress, end of year	<u>199,229</u>	-	-	<u>199,229</u>
Total Deferred Capital Revenue, end of year	<u>120,872,053</u>	<u>16,152,408</u>	<u>98,062</u>	<u>137,122,523</u>

School District No. 71 (Comox Valley)

Changes in Unspent Deferred Capital Revenue
Year Ended June 30, 2024

	Bylaw Capital	MECC Restricted Capital	Other Provincial Capital	Land Capital	Other Capital	Total
Balance, beginning of year	\$ 77,691	\$ 301,000	\$ 2,802,412	\$ -	\$ -	\$ 3,181,103
Changes for the Year						
Increase:						
Provincial Grants - Ministry of Education and Child Care	3,729,667		7,781,491			11,511,158
Other					20,000	20,000
	3,729,667	-	7,781,491	-	20,000	11,531,158
Decrease:						
Transferred to DCR - Capital Additions	3,367,358	301,000	7,397,955			11,066,313
Transferred to DCR - Work in Progress	199,229					199,229
	3,566,587	301,000	7,397,955	-	-	11,265,542
Net Changes for the Year	163,080	(301,000)	383,536	-	20,000	265,616
Balance, end of year	240,771	-	3,185,948	-	20,000	3,446,719