

Annual Budget

School District No. 71 (Comox Valley)

June 30, 2027

School District No. 71 (Comox Valley)

June 30, 2027

Table of Contents

Bylaw	1
Annual Budget - Revenue and Expense - Statement 2	2
Annual Budget - Changes in Net Financial Assets (Debt) - Statement 4	4
Annual Budget - Operating Revenue and Expense - Schedule 2	5
Schedule 2A - Annual Budget - Schedule of Operating Revenue by Source	6
Schedule 2B - Annual Budget - Schedule of Operating Expense by Object	7
Schedule 2C - Annual Budget - Operating Expense by Function, Program and Object	8
Annual Budget - Special Purpose Revenue and Expense - Schedule 3	10
Schedule 3A - Annual Budget - Changes in Special Purpose Funds	11
Annual Budget - Capital Revenue and Expense - Schedule 4	14

*NOTE - Statement 1, Statement 3, Statement 5, Schedule 1 and Schedules 4A - 4D are used for Financial Statement reporting only.

ANNUAL BUDGET BYLAW

A Bylaw of THE BOARD OF EDUCATION OF SCHOOL DISTRICT NO. 71 (COMOX VALLEY) (called the "Board") to adopt the Annual Budget of the Board for the fiscal year 2026/2027 pursuant to section 113 of the *School Act*, R.S.B.C., 1996, c. 412 as amended from time to time (called the "Act").

1. The Board has complied with the provisions of the *Act*, Ministerial Orders, and Ministry of Education and Child Care Policies respecting the Annual Budget adopted by this bylaw.
2. This bylaw may be cited as School District No. 71 (Comox Valley) Annual Budget Bylaw for fiscal year 2026/2027.
3. The attached Statement 2 showing the estimated revenue and expense for the 2026/2027 fiscal year and the total budget bylaw amount of \$173,446,504 for the 2026/2027 fiscal year was prepared in accordance with the *Act*.
4. Statement 2, 4 and Schedules 2 to 4 are adopted as the Annual Budget of the Board for the fiscal year 2026/2027.

READ A FIRST TIME THE 19th DAY OF MAY, 2026;

READ A SECOND TIME THE 26th DAY OF MAY, 2026;

READ A THIRD TIME, PASSED AND ADOPTED THE 26th DAY OF MAY, 2026;

(Corporate Seal)



Chairperson of the Board



Secretary Treasurer

I HEREBY CERTIFY this to be a true original of School District No. 71 (Comox Valley) Annual Budget Bylaw 2026/2027, adopted by the Board the 26 DAY OF MAY, 2026.



Secretary Treasurer

School District No. 71 (Comox Valley)

Statement 2

Annual Budget - Revenue and Expense

Year Ended June 30, 2027

	2027 Annual Budget	2026 Amended Annual Budget
Ministry Operating Grant Funded FTE's		
School-Age	11,787,000	11,717,313
Adult	70,000	74,438
Total Ministry Operating Grant Funded FTE's	11,857,000	11,791,751
Revenues	\$	\$
Provincial Grants		
Ministry of Education and Child Care	151,407,448	151,420,695
Other	509,000	299,000
Tuition	3,107,750	3,229,000
Other Revenue	4,081,535	3,942,855
Rentals and Leases	210,000	170,000
Investment Income	797,904	661,752
Amortization of Deferred Capital Revenue	7,055,490	6,650,647
Total Revenue	167,169,127	166,373,949
Expenses		
Instruction	135,599,316	135,808,258
District Administration	6,477,702	7,064,881
Operations and Maintenance	25,857,735	25,598,592
Transportation and Housing	3,417,897	3,283,757
Total Expense	171,352,650	171,755,488
Net Revenue (Expense)	(4,183,523)	(5,381,539)
Budgeted Allocation (Retirement) of Surplus (Deficit)	3,206,306	4,860,269
Budgeted Surplus (Deficit), for the year	(977,217)	(521,270)
Budgeted Surplus (Deficit), for the year comprised of:		
Operating Fund Surplus (Deficit)		
Special Purpose Fund Surplus (Deficit)		
Capital Fund Surplus (Deficit)	(977,217)	(521,270)
Budgeted Surplus (Deficit), for the year	(977,217)	(521,270)

School District No. 71 (Comox Valley)




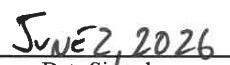
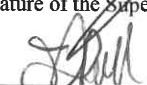

Statement 2

Annual Budget - Revenue and Expense

Year Ended June 30, 2027

	2027 Annual Budget	2026 Amended Annual Budget
Budget Bylaw Amount		
Operating - Total Expense	139,287,542	139,537,355
Operating - Tangible Capital Assets Purchased	375,000	375,000
Special Purpose Funds - Total Expense	22,111,618	22,456,614
Capital Fund - Total Expense	9,953,490	9,761,519
Capital Fund - Tangible Capital Assets Purchased from Local Capital	1,718,854	2,633,173
Total Budget Bylaw Amount	173,446,504	174,763,661

Approved by the Board

	
Signature of the Chairperson of the Board of Education	Date Signed
	
Signature of the Superintendent	Date Signed
	
Signature of the Secretary Treasurer	Date Signed

School District No. 71 (Comox Valley)

Annual Budget - Changes in Net Financial Assets (Debt)

Year Ended June 30, 2027

	2027 Annual Budget \$	2026 Amended Annual Budget \$
Surplus (Deficit) for the year	<u>(4,183,523)</u>	<u>(5,381,539)</u>
Effect of change in Tangible Capital Assets		
Acquisition of Tangible Capital Assets		
From Operating and Special Purpose Funds	(375,000)	(375,000)
From Local Capital	(1,718,854)	(2,633,173)
From Deferred Capital Revenue	(4,529,440)	(25,669,221)
Total Acquisition of Tangible Capital Assets	<u>(6,623,294)</u>	<u>(28,677,394)</u>
Amortization of Tangible Capital Assets	<u>9,953,490</u>	<u>9,761,519</u>
Total Effect of change in Tangible Capital Assets	<u>3,330,196</u>	<u>(18,915,875)</u>
	<u>-</u>	<u>-</u>
(Increase) Decrease in Net Financial Assets (Debt)	<u>(853,327)</u>	<u>(24,297,414)</u>

School District No. 71 (Comox Valley)

Schedule 2

Annual Budget - Operating Revenue and Expense

Year Ended June 30, 2027

	2027 Annual Budget	2026 Amended Annual Budget
	\$	\$
Revenues		
Provincial Grants		
Ministry of Education and Child Care	132,907,781	132,277,381
Other	189,000	189,000
Tuition	3,107,750	3,229,000
Other Revenue	811,705	761,705
Rentals and Leases	210,000	170,000
Investment Income	700,000	600,000
Total Revenue	<u>137,926,236</u>	<u>137,227,086</u>
Expenses		
Instruction	113,840,238	113,769,758
District Administration	6,477,702	7,064,881
Operations and Maintenance	15,551,705	15,486,579
Transportation and Housing	3,417,897	3,216,137
Total Expense	<u>139,287,542</u>	<u>139,537,355</u>
Net Revenue (Expense)	<u>(1,361,306)</u>	<u>(2,310,269)</u>
Budgeted Prior Year Surplus Appropriation	<u>3,206,306</u>	<u>4,860,269</u>
Net Transfers (to) from other funds		
Tangible Capital Assets Purchased	(375,000)	(375,000)
Local Capital	(1,470,000)	(2,175,000)
Total Net Transfers	<u>(1,845,000)</u>	<u>(2,550,000)</u>
Budgeted Surplus (Deficit), for the year	<u>-</u>	<u>-</u>

School District No. 71 (Comox Valley)

Schedule 2A

Annual Budget - Schedule of Operating Revenue by Source
Year Ended June 30, 2027

	2027 Annual Budget	2026 Amended Annual Budget
	\$	\$
Provincial Grants - Ministry of Education and Child Care		
Operating Grant, Ministry of Education and Child Care	131,212,038	131,032,388
ISC/LEA Recovery	(211,705)	(211,705)
Other Ministry of Education and Child Care Grants		
Pay Equity	451,831	451,831
Funding for Graduated Adults	115,223	115,223
Student Transportation Fund	421,375	421,375
Foundation Skills Assessment (FSA) Scorer Grant	15,214	15,214
ICY Clinical Counsellor Funding	453,055	453,055
September Enrolment Count, Operating Grant	450,750	-
Total Provincial Grants - Ministry of Education and Child Care	132,907,781	132,277,381
Provincial Grants - Other	189,000	189,000
Tuition		
International and Out of Province Students	3,107,750	3,229,000
Total Tuition	3,107,750	3,229,000
Other Revenues		
Funding from First Nations	211,705	211,705
Miscellaneous		
Instructional Cafeteria	160,000	160,000
Miscellaneous	440,000	390,000
Total Other Revenue	811,705	761,705
Rentals and Leases	210,000	170,000
Investment Income	700,000	600,000
Total Operating Revenue	137,926,236	137,227,086

School District No. 71 (Comox Valley)

Schedule 2B

Annual Budget - Schedule of Operating Expense by Object
Year Ended June 30, 2027

	2027 Annual Budget	2026 Amended Annual Budget
	\$	\$
Salaries		
Teachers	55,937,389	55,593,754
Principals and Vice Principals	7,250,411	7,208,209
Educational Assistants	9,467,519	9,524,821
Support Staff	12,276,040	12,356,551
Other Professionals	5,009,414	5,292,233
Substitutes	5,071,305	5,434,850
Total Salaries	95,012,078	95,410,418
Employee Benefits	25,510,595	24,631,537
Total Salaries and Benefits	120,522,673	120,041,955
Services and Supplies		
Services	5,099,609	5,348,860
Student Transportation	3,391,712	3,190,158
Professional Development and Travel	1,109,028	1,140,634
Rentals and Leases	272,000	276,000
Dues and Fees	110,000	110,000
Insurance	277,350	270,300
Supplies	6,094,170	6,760,448
Utilities	2,411,000	2,399,000
Total Services and Supplies	18,764,869	19,495,400
Total Operating Expense	139,287,542	139,537,355

School District No. 71 (Comox Valley)

Annual Budget - Operating Expense by Function, Program and Object

Year Ended June 30, 2027

	Teachers Salaries	Principals and Vice Principals Salaries	Educational Assistants Salaries	Support Staff Salaries	Other Professionals Salaries	Substitutes Salaries	Total Salaries
	\$	\$	\$	\$	\$	\$	\$
1 Instruction							
1.02 Regular Instruction	45,691,069	1,435,354		88,255		3,231,780	50,446,458
1.03 Career Programs	748,700		52,129	234,368		17,500	1,052,697
1.07 Library Services	384,560			880,343		91,670	1,356,573
1.08 Counselling	1,991,616			105,612	332,175	15,759	2,445,162
1.10 Inclusive Education	5,203,704	314,660	8,028,749	435,534	347,421	586,780	14,916,848
1.20 Early Learning and Child Care				3,920		2,756	6,676
1.30 English Language Learning	354,200			40,615			394,815
1.31 Indigenous Education	607,200	142,069	1,386,641	236,773	175,093	500	2,548,276
1.41 School Administration		5,081,326		2,378,421		746,710	8,206,457
1.62 International and Out of Province Students	956,340	170,141		175,193	260,015	45,000	1,606,689
1.64 Other				186,466			186,466
Total Function 1	55,937,389	7,143,550	9,467,519	4,765,500	1,114,704	4,738,455	83,167,117
4 District Administration							
4.11 Educational Administration		78,612		28,155	1,098,883		1,205,650
4.20 Early Learning and Child Care		28,249					28,249
4.40 School District Governance					300,289		300,289
4.41 Business Administration				512,021	1,634,389	7,500	2,153,910
Total Function 4	-	106,861	-	540,176	3,033,561	7,500	3,688,098
5 Operations and Maintenance							
5.41 Operations and Maintenance Administration				25,274	846,072		871,346
5.50 Maintenance Operations				6,328,864		325,350	6,654,214
5.52 Maintenance of Grounds				616,226			616,226
5.56 Utilities							-
Total Function 5	-	-	-	6,970,364	846,072	325,350	8,141,786
7 Transportation and Housing							
7.41 Transportation and Housing Administration					15,077		15,077
7.70 Student Transportation							-
Total Function 7	-	-	-	-	15,077	-	15,077
9 Debt Services							
Total Function 9	-	-	-	-	-	-	-
Total Functions 1 - 9	55,937,389	7,250,411	9,467,519	12,276,040	5,009,414	5,071,305	95,012,078

School District No. 71 (Comox Valley)

Annual Budget - Operating Expense by Function, Program and Object

Year Ended June 30, 2027

	Total Salaries	Employee Benefits	Total Salaries and Benefits	Services and Supplies	2027 Annual Budget	2026 Amended Annual Budget
	\$	\$	\$	\$	\$	\$
1 Instruction						
1.02 Regular Instruction	50,446,458	13,618,690	64,065,148	3,806,771	67,871,919	68,022,293
1.03 Career Programs	1,052,697	287,499	1,340,196	332,350	1,672,546	1,661,675
1.07 Library Services	1,356,573	357,259	1,713,832	409,078	2,122,910	2,100,483
1.08 Counselling	2,445,162	682,985	3,128,147	125,824	3,253,971	3,225,763
1.10 Inclusive Education	14,916,848	4,037,386	18,954,234	1,091,671	20,045,905	19,696,239
1.20 Early Learning and Child Care	6,676	1,117	7,793	17,500	25,293	81,530
1.30 English Language Learning	394,815	111,535	506,350	1,000	507,350	501,415
1.31 Indigenous Education	2,548,276	674,200	3,222,476	387,102	3,609,578	3,736,465
1.41 School Administration	8,206,457	2,051,785	10,258,242	1,138,290	11,396,532	11,361,903
1.62 International and Out of Province Students	1,606,689	436,876	2,043,565	847,026	2,890,591	2,937,880
1.64 Other	186,466	52,677	239,143	204,500	443,643	444,112
Total Function 1	83,167,117	22,312,009	105,479,126	8,361,112	113,840,238	113,769,758
4 District Administration						
4.11 Educational Administration	1,205,650	328,821	1,534,471	519,869	2,054,340	2,165,151
4.20 Early Learning and Child Care	28,249	7,698	35,947	10,675	46,622	46,810
4.40 School District Governance	300,289	76,379	376,668	180,126	556,794	619,905
4.41 Business Administration	2,153,910	589,311	2,743,221	1,076,725	3,819,946	4,233,015
Total Function 4	3,688,098	1,002,209	4,690,307	1,787,395	6,477,702	7,064,881
5 Operations and Maintenance						
5.41 Operations and Maintenance Administration	871,346	237,694	1,109,040	525,650	1,634,690	1,639,143
5.50 Maintenance Operations	6,654,214	1,796,741	8,450,955	2,036,000	10,486,955	10,435,829
5.52 Maintenance of Grounds	616,226	157,834	774,060	245,000	1,019,060	1,012,607
5.56 Utilities	-	-	-	2,411,000	2,411,000	2,399,000
Total Function 5	8,141,786	2,192,269	10,334,055	5,217,650	15,551,705	15,486,579
7 Transportation and Housing						
7.41 Transportation and Housing Administration	15,077	4,108	19,185	7,000	26,185	25,979
7.70 Student Transportation	-	-	-	3,391,712	3,391,712	3,190,158
Total Function 7	15,077	4,108	19,185	3,398,712	3,417,897	3,216,137
9 Debt Services						
Total Function 9	-	-	-	-	-	-
Total Functions 1 - 9	95,012,078	25,510,595	120,522,673	18,764,869	139,287,542	139,537,355

School District No. 71 (Comox Valley)

Annual Budget - Special Purpose Revenue and Expense
Year Ended June 30, 2027

	2027	2026 Amended
	Annual Budget	Annual Budget
	\$	\$
Revenues		
Provincial Grants		
Ministry of Education and Child Care	18,499,667	19,143,314
Other	320,000	110,000
Other Revenue	3,269,830	3,181,150
Investment Income	22,121	22,150
Total Revenue	22,111,618	22,456,614
Expenses		
Instruction	21,759,078	22,038,500
Operations and Maintenance	352,540	350,494
Transportation and Housing	-	67,620
Total Expense	22,111,618	22,456,614
Budgeted Surplus (Deficit), for the year	-	-

School District No. 71 (Comox Valley)

Annual Budget - Changes in Special Purpose Funds

Year Ended June 30, 2027

	Annual Facility Grant	Learning Improvement Fund	Scholarships and Bursaries	School Generated Funds	Strong Start	Ready, Set, Learn	OLEP	CommunityLINK	Classroom Enhancement Fund - Overhead
	\$	\$	\$	\$	\$		\$	\$	\$
Deferred Revenue, beginning of year		150,000	831,327	1,376,710				145,000	
Add: Restricted Grants									
Provincial Grants - Ministry of Education and Child Care	352,540	454,193			170,000	39,200	255,904	627,949	1,678,702
Other			45,000	3,120,000					
Investment Income			21,600						
	352,540	454,193	66,600	3,120,000	170,000	39,200	255,904	627,949	1,678,702
Less: Allocated to Revenue	352,540	604,193	76,350	3,120,000	170,000	39,200	255,904	772,949	1,678,702
Deferred Revenue, end of year	-	-	821,577	1,376,710	-	-	-	-	-
Revenues									
Provincial Grants - Ministry of Education and Child Care	352,540	604,193			170,000	39,200	255,904	772,949	1,678,702
Provincial Grants - Other									
Other Revenue			54,750	3,120,000					
Investment Income			21,600						
	352,540	604,193	76,350	3,120,000	170,000	39,200	255,904	772,949	1,678,702
Expenses									
Salaries									
Teachers							40,480		
Principals and Vice Principals							32,163		292,834
Educational Assistants		471,106					6,954		617,140
Support Staff	251,491				132,554	30,565		361,825	182,464
Other Professionals									
Substitutes							20,000		218,774
	251,491	471,106	-	-	132,554	30,565	99,597	361,825	1,311,212
Employee Benefits	71,046	133,087			37,446	8,635	27,815	103,120	367,490
Services and Supplies	30,003		76,350	3,120,000			128,492	308,004	
	352,540	604,193	76,350	3,120,000	170,000	39,200	255,904	772,949	1,678,702
Net Revenue (Expense)	-	-	-	-	-	-	-	-	-
Additional Expenses funded by, and reported in, the Operating Fund					5,037				

School District No. 71 (Comox Valley)

Annual Budget - Changes in Special Purpose Funds

Year Ended June 30, 2027

	Classroom Enhancement Fund - Staffing	Mental Health in Schools	ECL Early Care & Learning	Feeding Futures Fund	Professional Learning Grant	National School Food Program	CVCF Travel	Professional Development	BC Parks
	\$	\$	\$	\$	\$	\$	\$	\$	\$
Deferred Revenue, beginning of year		102,974	350,000	348,000	31,609	161,625	1,080	274,470	320,000
Add: Restricted Grants									
Provincial Grants - Ministry of Education and Child Care	12,426,109	52,000		1,193,350		340,150			
Other							36,000	115,000	
Investment Income							521		
	12,426,109	52,000	-	1,193,350	-	340,150	36,521	115,000	-
Less: Allocated to Revenue	12,426,109	154,974	175,000	1,463,487	31,609	375,000	37,601	58,000	320,000
Deferred Revenue, end of year	-	-	175,000	77,863	-	126,775	-	331,470	-
Revenues									
Provincial Grants - Ministry of Education and Child Care	12,426,109	154,974	175,000	1,463,487	31,609	375,000			
Provincial Grants - Other									320,000
Other Revenue							37,080	58,000	
Investment Income							521		
	12,426,109	154,974	175,000	1,463,487	31,609	375,000	37,601	58,000	320,000
Expenses									
Salaries									
Teachers	9,459,670			40,480					
Principals and Vice Principals			137,525						
Educational Assistants									
Support Staff				562,239					
Other Professionals				83,025					
Substitutes	332,523				24,646				
	9,792,193	-	137,525	685,744	24,646	-	-	-	-
Employee Benefits	2,633,916		37,475	192,892	6,963				
Services and Supplies		154,974		584,851		375,000	37,601	58,000	320,000
	12,426,109	154,974	175,000	1,463,487	31,609	375,000	37,601	58,000	320,000
Net Revenue (Expense)	-	-	-	-	-	-	-	-	-
Additional Expenses funded by, and reported in, the Operating Fund			87,485						

School District No. 71 (Comox Valley)

Annual Budget - Changes in Special Purpose Funds

Year Ended June 30, 2027

	<u>TOTAL</u>
	\$
Deferred Revenue, beginning of year	4,092,795
Add: Restricted Grants	
Provincial Grants - Ministry of Education and Child Care	17,590,097
Other	3,316,000
Investment Income	<u>22,121</u>
	20,928,218
Less: Allocated to Revenue	<u>22,111,618</u>
Deferred Revenue, end of year	<u>2,909,395</u>
Revenues	
Provincial Grants - Ministry of Education and Child Care	18,499,667
Provincial Grants - Other	320,000
Other Revenue	3,269,830
Investment Income	<u>22,121</u>
	22,111,618
Expenses	
Salaries	
Teachers	9,540,630
Principals and Vice Principals	462,522
Educational Assistants	1,095,200
Support Staff	1,521,138
Other Professionals	83,025
Substitutes	<u>595,943</u>
	13,298,458
Employee Benefits	3,619,885
Services and Supplies	<u>5,193,275</u>
	22,111,618
Net Revenue (Expense)	<u><u>-</u></u>
Additional Expenses funded by, and reported in, the Operating Fund	92,522

School District No. 71 (Comox Valley)

Annual Budget - Capital Revenue and Expense
Year Ended June 30, 2027

	2027 Annual Budget			2026 Amended Annual Budget
	Invested in Tangible Capital Assets	Local Capital	Fund Balance	
	\$	\$	\$	\$
Revenues				
Investment Income		75,783	75,783	39,602
Amortization of Deferred Capital Revenue	7,055,490		7,055,490	6,650,647
Total Revenue	7,055,490	75,783	7,131,273	6,690,249
Expenses				
Amortization of Tangible Capital Assets				
Operations and Maintenance	9,953,490		9,953,490	9,761,519
Total Expense	9,953,490	-	9,953,490	9,761,519
Net Revenue (Expense)	(2,898,000)	75,783	(2,822,217)	(3,071,270)
Net Transfers (to) from other funds				
Tangible Capital Assets Purchased	375,000		375,000	375,000
Local Capital		1,470,000	1,470,000	2,175,000
Total Net Transfers	375,000	1,470,000	1,845,000	2,550,000
Other Adjustments to Fund Balances				
Tangible Capital Assets Purchased from Local Capital	1,718,854	(1,718,854)	-	
Total Other Adjustments to Fund Balances	1,718,854	(1,718,854)	-	
Budgeted Surplus (Deficit), for the year	(804,146)	(173,071)	(977,217)	(521,270)