

Free Book!

COMMUNITY HELPERS



COMMUNITY HELPERS



Directions:

Decide if you want to print in color (pages 2-7) or in black and white (pages 8-13). *I like to print a color copy for my classroom library and black and white copies for students to color-in and keep!

I also print the cover page on cardstock for durability, and the rest of the pages on regular paper, one-sided.

To assemble, simply fold each paper in half with the text on the outsides. Then, insert the book pages into the cover to staple. **NO CUTTING** required! 😊




COMMUNITY HELPERS






Mail carriers help deliver the mail.



Chefs cook yummy meals.




Construction workers build things.



Teachers help teach kids.



Nurses help take care of people.



Dentists clean people's teeth.



Farmers grow food.



Police officers protect people.




Firefighters fight fires.




Doctors help people feel better.

COMMUNITY HELPERS






Mail carriers help deliver the mail.



Chefs cook yummy meals.




Construction workers build things.




Teachers help teach kids.




Nurses help take care of people.



Dentists clean people's teeth.



Farmers grow food.



Police officers protect people.



Firefighters fight fires.



Doctors help people feel better.

Thanks so much for downloading!

Follow me:

Blog

Instagram

Facebook

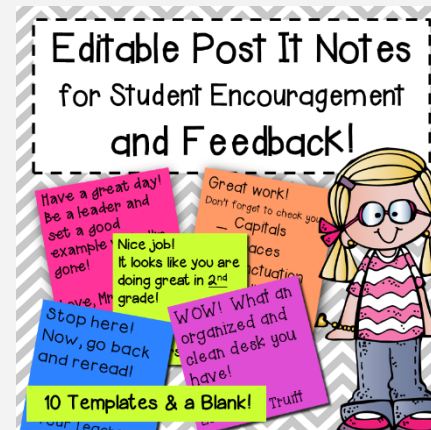
Pinterest

Twitter



Periscope & Snapchat: @SimplifiedClass

You may also like these products:



Clipart & Font Credit:

